Edition 1/2022

MEGARADAR®
Elektrik Elektronik Sanayi ve Tic. A.Ş.

PCB TERMINAL BLOCKS AND PLUGGABLE CONNECTORS
CATALOG



www.megaradar.com.tr

YOUR SOLUTION PARTNER IN TERMINAL BLOCKS!

MEGARADAR®

The only PCB Terminal Blocks manufacturer
in Turkey since 1996



CONTENT

PLUGGABLE PCB TERMINAL BLOCKS	9-33
MODULAR PCB TERMINAL BLOCKS	34-44
SPRING CLAMP TERMINAL BLOCKS	45-46
DIN RAIL PCB HOLDERS	47-52
DIN RAIL MOUNTING BRACKETS	53-56
PLASTIC PCB SPACERS	57-59
COMPLEMENTARY PRODUCTS	60-65
CUSTOMIZED SOLUTIONS	66-68

MEGARADAR

RELIABLE AND SUPERIOR PERFORMANCE

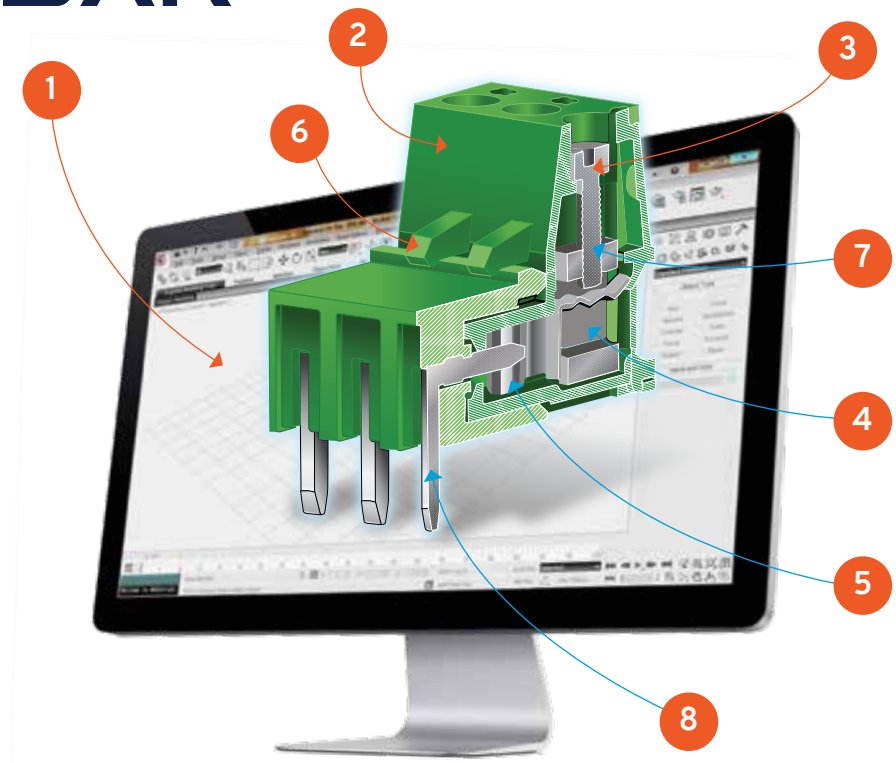

1 Perfect Designs with CAD Programs

Millimetric designs prevents errors that may occur in production and use.

2 Safety first!

Non-flammable Plastic: UL94 V0

V0 plastic, which extinguishes instantly in the 850-degree burning test, does not drip, does not emit toxic gas thanks to its Halogen Free feature; provides long-lasting products and safe living spaces.

3 Durable Steel Screw

Screws reinforced with Zn+Cr+µ3 steel screw alloy against oxidation and corrosion are rustproof and resistant to screwdriver effects. Its teeth are always strong and its impact resistance is high.

4 Zinc Plated CK45 Clamps and Lift System

While the coating provides high strength, secure connection and safe use to the clamps; the lift system provides firm grip and practical use.

5 Silver Plated Brass Contact and Pin

Silver plated brass contact and pins produces the best possible result trough their high conductivity, resistance to high currents, and compatibility with soldering.

6 Reliable Locking System

Tightly interlocked female and male does not create space loss even in the tightest spaces due to its compact design. Vibration-resistant structure provides reliable connection even in harsh and shaky conditions.

7 Wide Contact-Pin Contact Point:

2x0,98mm^2 large contact-pin contact point is resistant to high currents and provides high conductivity. Fast data transfer prevents overheating.

8 Sweet-tight interlacing and Springiness

Sweet tight interlacing provides flexible and solid grip at the contact and pin junction. Thanks to its springiness, product maintains its flexible holding in multiple inputs and outputs.

ISO 9001:2015 | ISO 14001:2015 | ISO 45001:2018 | ISO 10002:2018 | TSE | CE | RoHS COMPLIANT | TÜRK MALI

Our motivation
your trust & your safety

Our aim; to develop a comprehensive product range that exceeds quality standards, meets market needs and offers innovative solutions.

- In-house industrial design capabilities to ensure continuous innovation
- Maximum functionality and safety with top quality raw materials
- Time Saving.
  Easy assembly/disassembly
- Practical and easy use
- Maintenance-free, long-lasting products
- Wide application areas
- Comprehensive design and manufacturing expertise for tailor-made solutions
- Customer and service oriented approach

WHY MEGA RADAR?

We see ourselves not just as a product supplier, but as a systems and service partner that helps plan and meet customer-specific requirements. We attach great importance to presenting complete concepts for our products and accompanying you every step of the way, from the planning stages to the completion of the project.

Sustainable Quality & Service

We offer safe, durable, compliant, sustainable, preferred products and services. We pay extra attention to quality control processes in order to always offer first-class products.

Reliability and Long Term Partnerships

Transparency and open communication are at the center of everything we do. We combine competence and experience at the highest level.

Fast, Flexible, On Time!

Safe delivery to your desired location at the agreed time.

Easy Access to Information. Easy Shopping.

It is very easy to shop online at www.megaradar.com.tr and access technical information and 3D data!

After-Sales Service: Complete satisfaction even after purchase!

Our team is always by your side to promptly respond to your request or ensure appropriate action is taken.

For a future where humanity lives in harmony with nature

While our production aims to reduce the total waste produced and minimize our environmental impact, we also promote the recycling of materials and high energy efficiency.

We care!

Whether it's the way we run our business or the way we manufacture our products, we always think about how the smallest things can make a positive difference to our customers' business and employee happiness.

WIDE CONTACT POINT



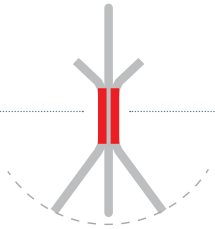

2x0,98mm² large contact-pin contact point is resistant to high currents and provides high conductivity.

Fast data flow prevents overheating.

MEGA RADAR CONTACTS

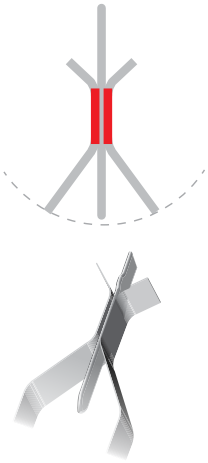

EUROPEAN CONTACTS

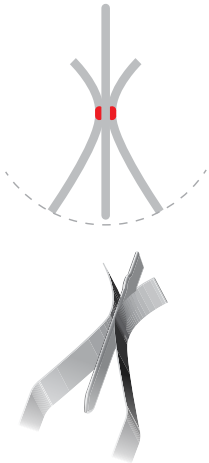

FAR EASTERN CONTACTS

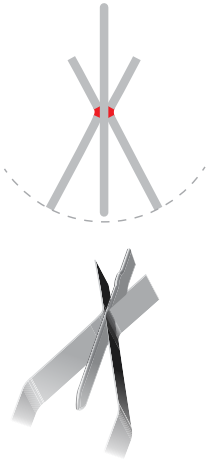

SWEET-TIGHT INTERLACING AND SPRINGINESS

Sweet tight interlacing provides flexible and solid grip at the contact and pin junction.

Thanks to its springiness, product maintains its flexible holding in multiple inputs and outputs.

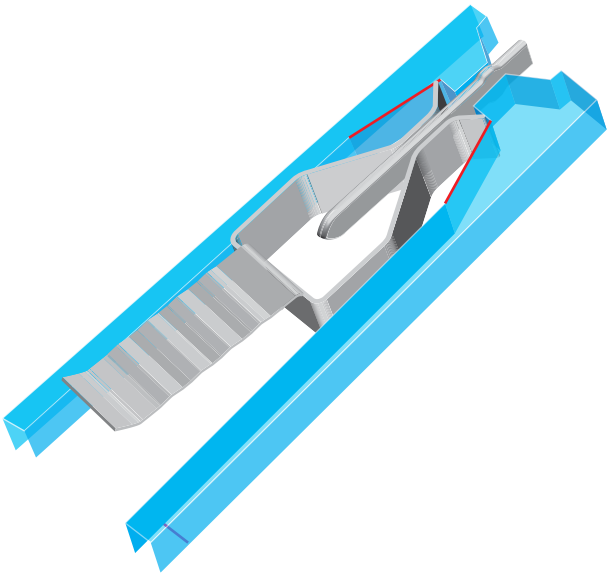

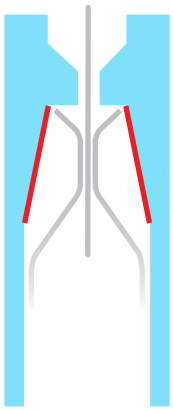

PCB Terminal Blocks and Pluggable Connectors
Pin range: 3.81mm, 5.08mm, 7.62mm / 0.15inch, 0.2inch, 0.3inch
Conductor cross section range: 0.25-2.5mm² / 23-14 AWG
Connection directions: 90° and 180°
Number of Poles: 2-25
Voltage: 250V- 400V
Current: 8A-16A

Modular PCB Terminal Blocks
Pin pitch: 5.08mm, 7.62mm, 9.52mm, 10.16mm / 0.2inch, 0.3inch, 0.37inch, 0.4inch
Conductor cross section range: 0.25-16mm² / 23-6 AWG
Number of Poles: 2-3 (Can be multiplied up to the desired number of poles by interlocking)
Voltage: 250V-800V
Current: 25A-76A

Spring Clamp PCB Terminal Blocks
Pin pitch: 5.08x7.62mm / 0.2x0.3inch
Conductor cross section range: 0.25-1,5mm² / 23-16 AWG
Number of Poles: 2-12 (Can be multiplied up to the desired number of poles by interlocking)
Voltage: 250V
Current: 10A



Dın Raıl Mounting Brackets
Rail Type: 35mm W
Options: Screwed, screwless, pluggable connector mounting brackets
Advantage: Safe, easy, flexible assembly



Plastıc Pcb Spacers
Options: PCB-PCB, PCB-Plexi, PCB-Support
Advantage: Tool-free practical application
Tailored design

DIN Rail PCB Holders
Safe mounting on 35mm W rail
Width: 72mm, 100mm,108mm and 122mm /2.83inch, 3.93inch, 4.25inch, 4.80inch
Length: 1m and 2m /39inch 78.74inch
Modular structure
It can be prepared in desired dimensions



Customized Solutions
We offer a FUNCTIONAL SOLUTION when standard products do not meet the requirements.
•Simple customizations such as color and laser marking
•Modifications of existing products
•New designs for the ideal solution

PCB TERMINAL BLOCKS AND PLUGGABLE CONNECTORS

Mega Radar PCB terminal blocks and pluggable connectors variety offers you **simple, safe and highly conductive** wide range of products. All features perfectly tailored to various requirements and application areas. You will find the right product for your power needs.



Features

Pin range: 3.81mm, 5.08mm, 7.62mm / 0.15inch, 0.2inch, 0.3inch

Conductor cross section range: 0.25-2.5mm² / 23-14 AWG

Connection directions: 90° and 180°

Number of Poles: 2-25

Voltage: 250V- 400V

Current: 8A-16A

Operating Temperature: -40°C / +100°C
-40 °F/+212 °F

6 different color options

Benefits

- √ Comprehensive product range for various industries and applications
- √ Simple and safe use
- √ Time saving: easy assembly/dissassembly with pluggable outlet
- √ 90° and 180° conductor connection directions
- √ Maximum protection and stability with screw connection
- √ Secure interlocking system
- √ Vibration resistant
- √ Direct mounting via connector-No need for extra accessories! No loss of space.
- √ Individualized laser marking

▶ For more information, please visit our web site **www.megaradar.com.tr**

PLUGGABLE PCB TERMINAL BLOCKS

3,81 mm FEMALE

TECHNICAL SPECS

Electrical Data
Pin range: 3.81 mm / 0.15 inch
Ratings per TS EN IEC 60947-7-4
Material Group: IIIa
Pollution degree: 2
Rated voltage: 160 V
Rated impulse voltage: 4 kV
Rated current: 8 A

Connection Data
Conductor connection direction possibilities: 90° - 180°
Stripping Length: 7mm
Solid conductor: 0.25 ... 1.5mm² / 23 ... 16 AWG
Fine-stranded conductor: 0.25 ... 1.5mm² / 23 ... 16 AWG
Fine-stranded conductor with ferules: 0.25 ... 1mm² / 24 ... 18 AWG

Material Data
Insulation material: Polyamide (PA6)
Flammability class per UL94: V0
Screw material: Chrome zinc stainles steel (ZnCr)
Clamping Yoke: CK45 Steel
Contact material: Brass
Contact plating: Silver-plated

Mechanical Data
Screw: M2
Recomended torque: 0.2Nm

Environmental Requirements
Operating temperature range: -40 ... +100 °C / -40...+ 212 °F

Avaliable Pin Ranges
2-8 pins & 12-16 pins

PIN	ORDER NO		SIZE (mm)		
			h	x	y
2	10.011	11.011	12.25	7.57	14.94
3	10.013	11.013	12.25	11.38	14.94
4	10.015	11.015	12.25	15.19	14.94
5	10.017	11.017	12.25	19.00	14.94
6	10.019	11.019	12.25	22.81	14.94
7	10.021	11.021	12.25	26.62	14.94
8	10.023	11.023	12.25	30.43	14.94
12	10.025	11.025	12.25	45.67	14.94
16	10.027	11.027	12.25	60.91	14.94

Color Options
Blue, green, orange, red, grey, black
Stock color: Green
Please contact for other colors.

TECHNICAL DRAWING

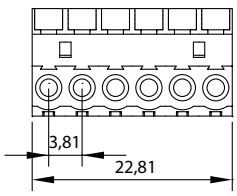

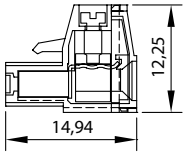

COMBINED PRODUCTS

- SBDK3,81-E1
- See below

- SBDK 3,81-E2
- See page 12

- SKBK 3,81-KB
- See page 13

PLUGGABLE PCB TERMINAL BLOCKS

3,81 mm MALE 90º

TECHNICAL SPECS

Electrical Data
Pin range: 3.81 mm / 0.15 inch
Ratings per TS EN IEC 60947-7-4
Pollution degree: 2
Rated voltage: 160 V
Rated impulse voltage: 2.5 kV
Rated current: 8 A

Material Data
Material Group: IIIa
Insulation material: Polyamide (PA6)
Flammability class per UL94: V0
Pin material: Brass
Pin plating: Silver-plated

Mechanical Data
Solder pin length: 3.25 mm
Solder pin dimensions: 1x1 mm
Drilled hole diameter with tolerance: 1.55 mm

Environmental Requirements
Operating temperature range:
-40 ... +100 °C / -40...+ 212 °F

Avaliable Pin Ranges
2-8 & 12-16 pins

PIN	ORDER NO		SIZE (mm)		
			h	x	y
2	10.050	11.050	6.42	8.94	10.00
3	10.052	11.052	6.42	12.75	10.00
4	10.054	11.054	6.42	16.56	10.00
5	10.056	11.056	6.42	20.37	10.00
6	10.058	11.058	6.42	24.18	10.00
7	10.060	11.060	6.42	27.99	10.00
8	10.062	11.062	6.42	31.80	10.00
12	10.064	11.064	6.42	47.04	10.00
16	10.066	11.066	6.42	62.28	10.00

Color Options
Blue, green, orange, red, grey, black
Stock color: Green
Please contact for other colors.

TECHNICAL DRAWING

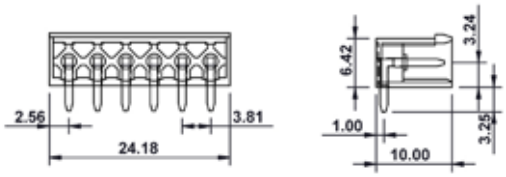

DRILLING DIAGRAM

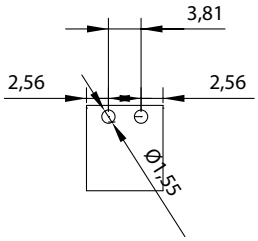

COMBINED PRODUCTS

- SBDK 3,81-D
- See Page 10

PLUGGABLE PCB TERMINAL BLOCKS

3,81 mm MALE 180º

TECHNICAL SPECS

Electrical Data
Pin range: 3.81 mm / 0.15 inch
Ratings per TS EN IEC 60947-7-4
Pollution degree: 2
Rated voltage: 160 V
Rated impulse voltage: 2.5 kV
Rated current: 8 A

Material Data
Material Group: IIIa
Insulation material: Polyamide (PA6)
Flammability class per UL94: V0
Pin material: Brass
Pin plating: Silver-plated

Mechanical Data
Solder pin length: 3.25 mm
Solder pin dimensions: 1x1 mm
Drilled hole diameter with tolerance: 1.55 mm

Environmental Requirements
Operating temperature range:
-40 ... +100 °C / -40...+ 212 °F

Avaliable Pin Ranges
2-8 & 12-16 pins

PIN	ORDER NO		SIZE (mm)		
			h	x	y
2	10.100	11.100	6.42	8.94	10.00
3	10.103	11.103	6.42	12.75	10.00
4	10.106	11.106	6.42	16.56	10.00
5	10.109	11.109	6.42	20.37	10.00
6	10.112	11.112	6.42	24.18	10.00
7	10.115	11.115	6.42	27.99	10.00
8	10.118	11.118	6.42	31.80	10.00
12	10.121	11.121	6.42	47.04	10.00
16	10.124	11.124	6.42	62.28	10.00

Color Options
Blue, green, orange, red, grey, black
Stock color: Green
Please contact for other colors.

TECHNICAL DRAWING

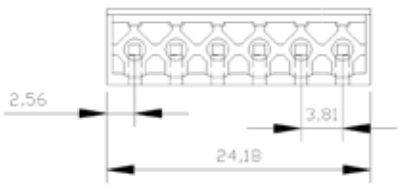

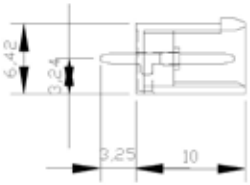

DRILLING DIAGRAM

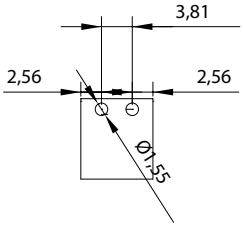

COMBINATION PRODUCT

- SKS 3,81-D
- See Page 10

PLUGGABLE CONNECTORS

3,81 mm PLUGABBLE CONNECTOR MALE

TECHNICAL SPECS

Electrical Data
Pin range: 3.81 mm / 0.15 inch
Ratings per TS EN IEC 60947-7-4
Pollution degree: 2
Rated voltage: 250 V
Rated impulse voltage: 4 kV
Rated current: 8 A

Connection Data
Conductor connection direction: 90°
Stripping Length: 7mm
Solid conductor: 0.25 ... 1,5mm² / 23 ... 16 AWG
Fine-stranded conductor: 0.25 ... 1,5mm² / 23 ... 16 AWG
Fine-stranded conductor with ferules: 0.25 ... 1mm² / 24 ... 18 AWG

Material Data
Material Group: IIIa
Insulation material: Polyamide (PA6)
Flammability class per UL94: V0
Clamping yoke: CK45 Steel
Pin & contact material: Brass
Pin & contact plating: Silver-plated

Mechanical Data
Pin dimensions: 1x1 mm
Screw: M2
Recomended torque: 0,2Nm

Environmental Requirements
Operating temperature range:
-40 ... +100 °C / -40...+ 212 °F

Color Options
Blue, green, orange, red, grey, black
Stock colors: Green
Please contact for other colors.

Avaliable Pin Ranges
2-8 & 12-16 pins

PIN	ORDER NO		SIZE (mm)		
			h	X	Y
2	10.151	11.151	12.30	8.94	17.60
3	10.153	11.153	12.30	12.75	17.60
4	10.155	11.155	12.30	16.56	17.60
5	10.157	11.157	12.30	20.37	17.60
6	10.159	11.159	12.30	24.18	17.60
7	10.161	11.161	12.30	27.99	17.60
8	10.163	11.163	12.30	31.80	17.60
12	10.065	11.065	12.30	47.04	17.60
16	10.067	11.067	12.30	62.28	17.60

Color Options
Blue, green, orange, red, grey, black
Stock color: Green
Please contact for other colors.

TECHNICAL DRAWING

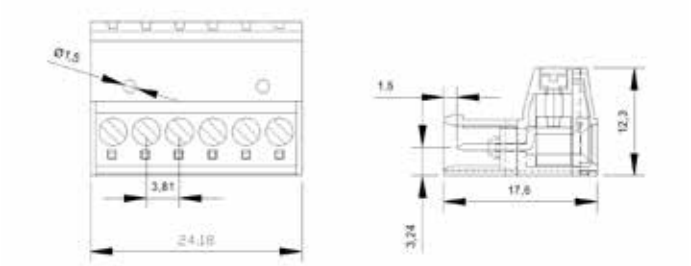

DRILLING DIAGRAM

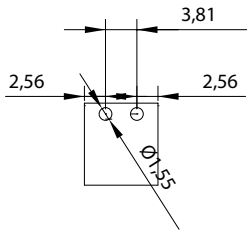

COMBINATION PRODUCT

- SKS 3,81-D
- See Page 10

- DIS 3,81/KB
- See Page 56

PLUGGABLE PCB TERMINAL BLOCKS

5,08 mm FEMALE

TECHNICAL SPECS

Electrical Data
Pin range: 5.08 mm / 0.2 inch
Ratings per TS EN IEC 60947-7-4
Material Group: IIIa
Pollution degree: 2
Rated voltage: 250 V
Rated impulse voltage: 4 kV
Rated current: 16 A

Connection Data
Conductor connection direction possibilities: 90° - 180°
Stripping Length: 7mm
Solid conductor: 0.25 ... 2.5mm² / 23 ... 14 AWG
Fine-stranded conductor: 0.25 ... 2.5mm² / 23 ... 14 AWG
Fine-stranded conductor with ferules: 0.25 ... 1.5mm² / 23 ... 16 AWG

Material Data
Insulation material: Polyamide (PA6)
Flammability class per UL94: V0
Screw material: Chrome zinc stainles steel (ZnCr)
Clamping Yoke: CK45 Steel
Contact material: Brass
Contact plating: Silver-plated

Mechanical Data
Screw: M3
Recomended torque: 0.25Nm

Environmental Requirements
Operating temperature range: -40 ... +100 °C / -40...+ 212 °F

Avaliable Pin Ranges
2-25 pins

PIN	ORDER NO		SIZE (mm)		
			h	x	y
2	10.202	11.202	15.33	10.05	18.15
3	10.203	11.203	15.33	15.12	18.15
4	10.204	11.204	15.33	20.20	18.15
5	10.205	11.205	15.33	25.28	18.15
6	10.206	11.206	15.33	30.36	18.15
7	10.207	11.207	15.33	35.44	18.15
8	10.208	11.208	15.33	40.52	18.15
9	10.209	11.209	15.33	45.60	18.15
10	10.210	11.210	15.33	50.68	18.15
11	10.211	11.211	15.33	55.76	18.15
12	10.212	11.212	15.33	60.84	18.15
13	10.213	11.213	15.33	65.92	18.15
14	10.214	11.214	15.33	71.00	18.15
15	10.215	11.215	15.33	76.08	18.15
16	10.216	11.216	15.33	81.16	18.15
17	10.217	11.217	15.33	86.24	18.15
18	10.218	11.218	15.33	91.32	18.15
19	10.219	11.219	15.33	96.40	18.15
20	10.220	11.220	15.33	101.48	18.15
21	10.221	11.221	15.33	106.56	18.15
22	10.222	11.222	15.33	111.64	18.15
23	10.223	11.223	15.33	116.72	18.15
24	10.224	11.224	15.33	121.80	18.15
25	10.225	11.225	15.33	126.88	18.15

Color Options
Blue, green, orange, red, grey, black
Stock colors: Blue, green, orange. Please contact for other color

TECHNICAL DRAWING

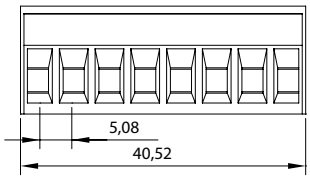

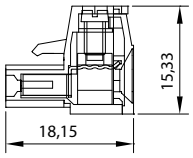

COMBINATION PRODUCT

•SKS 5,08-E1A	•SKS 5,08-E2A	•SKS 5,08-E1	•SKS 5,08-E2	•SKS 5,08 KE1	•SKS 5,08 KE2	•SKS 5,08-KB
•See Page 17	•See Page18	•See Page19	•See Page 20	•See Page 21	•See Page 22	•See Page 23

•RTKSK 5,08	•RTKSK-R 5,08	•RTKSK-R 5,08
•See page 24	•See page 25	•See page 26

PLUGGABLE PCB TERMINAL BLOCKS

5,08mm MULTI-COLOR MODULAR FEMALE



TECHNICAL SPECS

Electrical Data
Pin range: 5.08 mm / 0.2 inch
Ratings per TS EN IEC 60947-7-4
Material Group: IIIa
Pollution degree: 2
Rated voltage: 250 V
Rated impulse voltage: 4 kV
Rated current: 16 A

Connection Data
Conductor connection direction possibilities: 90° - 180°
Stripping Length: 7mm
Solid conductor: 0.25 ... 2.5mm² / 23 ... 14 AWG
Fine-stranded conductor: 0.25 ... 2.5mm² / 23 ... 14 AWG
Fine-stranded conductor with ferules:
0.25 ... 1.5mm² / 23 ... 16 AWG

Material Data
Insulation material: Polyamide (PA6)
Flammability class per UL94: V0
Screw material: Chrome zinc stainles steel (ZnCr)
Clamping Yoke: CK45 Steel
Contact material: Brass
Contact plating: Silver-plated

Mechanical Data
Screw: M3
Recomended torque: 0.25Nm
Environmental Requirements
Operating temperature range:
-40 ... +100 °C / -40...+ 212 °F

Avaliable Pin Ranges
2-12 pins

Can be multiplied up to the desired number of poles by interlocking.

PIN	ORDER NO	SIZE (mm)		
		h	X	Y
2	16.202	15,33	10,16	18,15
3	16.203	15,33	15,24	18,15
4	16.204	15,33	20,32	18,15
5	16.205	15,33	25,40	18,15
6	16.206	15,33	30,48	18,15
7	16.207	15,33	35,56	18,15
8	16.208	15,33	40,64	18,15
9	16.209	15,33	45,72	18,15
10	16.210	15,33	50,80	18,15
11	16.211	15,33	55,88	18,15
12	16.212	15,33	60,96	18,15

Color Options
Blue, green, orange
Stock colors: Blue, green, orange
Please contact for other colors.

Can be multiplied up to the desired number of poles by interlocking.

TECHNICAL DRAWING

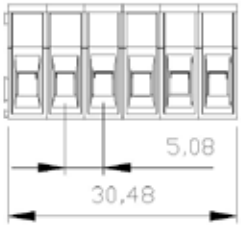

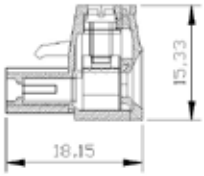

COMBINED PRODUCTS

- SBDK 5,08 KE1
- See page 21

- SBDK 5,08 KE2
- See page 22

- SBDK 5,08-E1 A
- See page 17

- SBDK 5,08-E2 A
- See page 18

•RTKSK 5,08
•See page 25

•RTKSK 5,08
•See page 26

PLUGGABLE PCB TERMINAL BLOCKS

5,08 mm VERTICAL FEMALE

TECHNICAL SPECS

Electrical Data
Pin range: 5.08 mm / 0.2 inch
Ratings per TS EN IEC 60947-7-4
Material Group: IIIa
Pollution degree: 2
Rated voltage: 250 V
Rated impulse voltage: 4 kV
Rated current: 16 A

Connection Data
Conductor connection direction possibilities: 90° - 180°
Stripping Length: 7mm
Solid conductor: 0.25 ... 2.5mm² / 23 ... 14 AWG
Fine-stranded conductor: 0.25 ... 2.5mm² / 23 ... 14 AWG
Fine-stranded conductor with ferules: 0.25 ... 1.5mm² / 23 ... 16 AWG

Material Data
Insulation material: Polyamide (PA6)
Flammability class per UL94: V0
Screw material: Chrome zinc stainles steel (ZnCr)
Clamping Yoke: CK45 Steel
Contact material: Brass
Contact plating: Silver-plated

Mechanical Data
Screw: M3
Recomended torque: 0.25Nm

Environmental Requirements
Operating temperature range:
-40 ... +100 °C / -40...+ 212 °F

Avaliable Pin Ranges
2-12 pins

PIN	ORDER NO		SIZE (mm)		
			h	x	y
2	10.252	11.252	25.90	10.10	12.60
3	10.253	11.253	25.90	15.18	25.90
4	10.254	11.254	25.90	20.26	25.90
5	10.255	11.255	25.90	25.34	25.90
6	10.256	11.256	25.90	30.42	25.90
7	10.257	11.257	25.90	35.50	25.90
8	10.258	11.258	25.90	40.58	25.90
9	10.259	11.259	25.90	45.66	25.90
10	10.260	11.260	25.90	50.74	25.90
11	10.261	11.261	25.90	55.82	25.90
12	10.262	11.262	25.90	60.90	25.90

Color Options
Blue, green, orange, red, grey, black
Stock colors: Blue, green, orange
Please contact for other colors.

TECHNICAL DRAWING

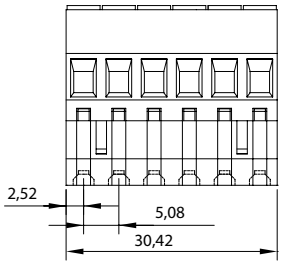

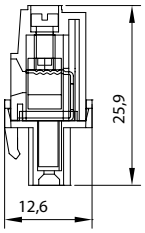

COMBINATION PRODUCT

•SKS 5,08-E1A
•See Page 17

•SKS 5,08-E2A
•See Page18

•SKS 5,08-E1
•See Page19

•SKS 5,08-E2
•See Page 20

•SKS 5,08 KE1
•See Page 21

•SKS 5,08 KE2
•See Page 22

•SKS 5,08-KB
•See Page 23

•RTKSK 5,08
•See page 24

• RTKSK-R 5,08
•See page 25

• RTKSK-R 5,08
•See page 26

PLUGGABLE PCB TERMINAL BLOCKS

5,08 mm MALE 90º WITHOUT SIDE PANELS

TECHNICAL SPECS

Electrical Data
Pin range: 5.08 mm / 0.2 inch
Ratings per TS EN IEC 60947-7-4
Pollution degree: 2
Rated voltage: 250 V
Rated impulse voltage: 4 kV
Rated current: 16 A

Material Data
Material Group: IIIa
Insulation material: Polyamide (PA6)
Flammability class per UL94: V0
Pin material: Brass
Pin plating: Silver-plated

Mechanical Data
Solder pin length: 4.8 mm
Solder pin dimensions: 1x1 mm
Drilled hole diameter with tolerance: 1.55 mm

Environmental Requirements
Operating temperature range:
-40 ... +100 °C / -40...+ 212 °F

Avaliable Pin Ranges
2-25 pins

PIN	ORDER NO		SIZE (mm)		
			h	x	y
2	10.302	11.302	8.00	10.05	12.00
3	10.303	11.303	8.00	15.12	12.00
4	10.304	11.304	8.00	20.20	12.00
5	10.305	11.305	8.00	25.28	12.00
6	10.306	11.306	8.00	30.36	12.00
7	10.307	11.307	8.00	35.44	12.00
8	10.308	11.308	8.00	40.52	12.00
9	10.309	11.309	8.00	45.60	12.00
10	10.310	11.310	8.00	50.68	12.00
11	10.311	11.311	8.00	55.76	12.00
12	10.312	11.312	8.00	60.84	12.00
13	10.313	11.313	8.00	65.92	12.00
14	10.314	11.314	8.00	71.00	12.00
15	10.315	11.315	8.00	76.08	12.00
16	10.316	11.316	8.00	81.16	12.00
17	10.317	11.317	8.00	86.24	12.00
18	10.318	11.318	8.00	91.32	12.00
19	10.319	11.319	8.00	96.40	12.00
20	10.320	11.320	8.00	101.48	12.00
21	10.321	11.321	8.00	106.56	12.00
22	10.322	11.322	8.00	111.64	12.00
23	10.323	11.323	8.00	116.72	12.00
24	10.324	11.324	8.00	121.80	12.00
25	10.325	11.325	8.00	126.58	12.00

Color Options
Blue, green, orange, red, grey, black
Stock colors: Blue, green, orange
Please contact for other colors.

TECHNICAL DRAWING

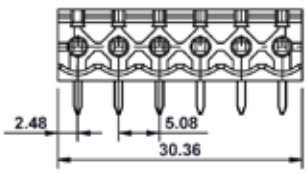

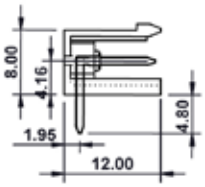

DRILLING DIAGRAM

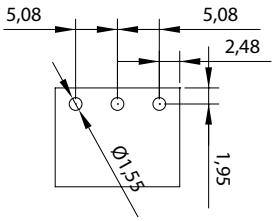

COMBINED PRODUCTS

- SBDK 5,08-D
- See page 14



- SBDK 5,08-MD
- See page 15

- SBDK 5,08-DD
- See page 16

PLUGGABLE PCB TERMINAL BLOCKS

5,08 mm MALE 180º WITHOUT SIDE PANELS



TECHNICAL SPECS

Electrical Data
Pin range: 5.08 mm / 0.2 inch
Ratings per TS EN IEC 60947-7-4
Pollution degree: 2
Rated voltage: 250 V
Rated impulse voltage: 4 kV
Rated current: 16 A

Material Data
Material Group: IIIa
Insulation material: Polyamide (PA6)
Flammability class per UL94: V0
Pin material: Brass
Pin plating: Silver-plated

Mechanical Data
Solder pin length: 4.8 mm
Solder pin dimensions: 1x1 mm
Drilled hole diameter with tolerance: 1.55 mm

Environmental Requirements
Operating temperature range:
-40 ... +100 °C / -40...+ 212 °F

Avaliable Pin Ranges
2-25 pins

PIN	ORDER NO		SIZE (mm)		
			h	x	y
2	10.352	11.352	8.00	10.05	12.00
3	10.353	11.353	8.00	15.12	12.00
4	10.354	11.354	8.00	20.20	12.00
5	10.355	11.355	8.00	25.28	12.00
6	10.356	11.356	8.00	30.36	12.00
7	10.357	11.357	8.00	35.44	12.00
8	10.358	11.358	8.00	40.52	12.00
9	10.359	11.359	8.00	45.60	12.00
10	10.360	11.360	8.00	50.68	12.00
11	10.361	11.361	8.00	55.76	12.00
12	10.362	11.362	8.00	60.84	12.00
13	10.363	11.363	8.00	65.92	12.00
14	10.364	11.364	8.00	71.00	12.00
15	10.365	11.365	8.00	76.08	12.00
16	10.366	11.366	8.00	81.16	12.00
17	10.367	11.367	8.00	86.24	12.00
18	10.368	11.368	8.00	91.32	12.00
19	10.369	11.369	8.00	96.40	12.00
20	10.370	11.370	8.00	101.48	12.00
21	10.371	11.371	8.00	106.56	12.00
22	10.372	11.372	8.00	111.64	12.00
23	10.373	11.373	8.00	116.72	12.00
24	10.374	11.374	8.00	121.80	12.00
25	10.375	11.375	8.00	126.58	12.00

Color Options
Blue, green, orange, red, grey, black
Stock colors: Blue, green, orange
Please contact for other colors.

TECHNICAL DRAWING

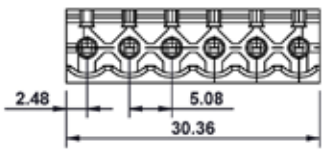

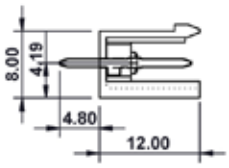

DRILLING DIAGRAM

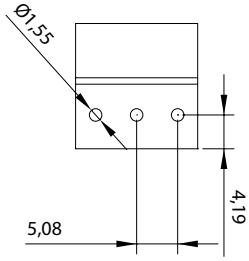

COMBINED PRODUCTS

- SBDK 5,08-D
- See page 14



- SBDK 5,08-MD
- See page 15

- SBDK 5,08-DD
- See page 16

PLUGGABLE PCB TERMINAL BLOCKS

5,08 mm MALE 90º WITH SIDE PANELS

TECHNICAL SPECS

Electrical Data
Pin range: 5.08 mm / 0.2 inch
Ratings per TS EN IEC 60947-7-4
Pollution degree: 2
Rated voltage: 250 V
Rated impulse voltage: 4 kV
Rated current: 16 A

Material Data
Material Group: IIIa
Insulation material: Polyamide (PA6)
Flammability class per UL94: V0
Pin material: Brass
Pin plating: Silver-plated

Mechanical Data
Solder pin length: 4.8 mm
Solder pin dimensions: 1x1 mm
Drilled hole diameter with tolerance: 1.55 mm

Environmental Requirements
Operating temperature range:
-40 ... +100 °C / -40...+ 212 °F

Avaliable Pin Ranges
2-12 pins

PIN	ORDER NO		SIZE (mm)		
			h	x	y
2	10.402	11.402	8.00	11.46	12.00
3	10.403	11.403	8.00	16.54	12.00
4	10.404	11.404	8.00	21.62	12.00
5	10.405	11.405	8.00	26.70	12.00
6	10.406	11.406	8.00	31.78	12.00
7	10.407	11.407	8.00	36.86	12.00
8	10.408	11.408	8.00	41.94	12.00
9	10.409	11.409	8.00	47.02	12.00
10	10.410	11.410	8.00	52.10	12.00
11	10.411	11.411	8.00	57.18	12.00
12	10.412	11.412	8.00	62.56	12.00

Color Options
Blue, green, orange, red, grey, black
Stock colors: Blue, green, orange
Please contact for other colors.

TECHNICAL DRAWING

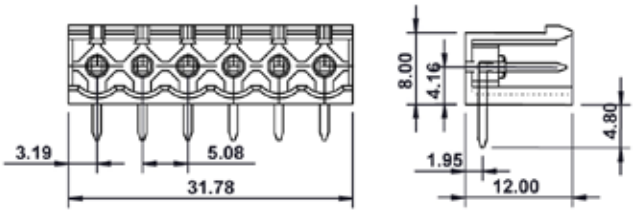

DRILLING DIAGRAM

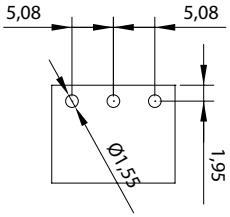

COMBINED PRODUCT

- SBDK 5,08-D
- See also 14

- SBDK 5,08-DD
- See page 16

PLUGGABLE PCB TERMINAL BLOCKS

5,08 mm MALE 180º WITH SIDE PANELS

TECHNICAL SPECS

Electrical Data
Pin range: 5.08 mm / 0.2 inch
Ratings per TS EN IEC 60947-7-4
Pollution degree: 2
Rated voltage: 250 V
Rated impulse voltage: 4 kV
Rated current: 16 A

Material Data
Material Group: IIIa
Insulation material: Polyamide (PA6)
Flammability class per UL94: V0
Pin material: Brass
Pin plating: Silver-plated

Mechanical Data
Solder pin length: 4.8 mm
Solder pin dimensions: 1x1 mm
Drilled hole diameter with tolerance: 1.55 mm

Environmental Requirements
Operating temperature range:
-40 ... +100 °C / -40...+ 212 °F

Avaliable Pin Ranges
2-12 pins

PIN	ORDER NO		SIZE (mm)		
			h	x	y
2	10.452	11.452	8.00	11.46	12.00
3	10.453	11.453	8.00	16.54	12.00
4	10.454	11.454	8.00	21.62	12.00
5	10.455	11.455	8.00	26.70	12.00
6	10.456	11.456	8.00	31.78	12.00
7	10.457	11.457	8.00	36.86	12.00
8	10.458	11.458	8.00	41.94	12.00
9	10.459	11.459	8.00	47.02	12.00
10	10.460	11.460	8.00	52.10	12.00
11	10.461	11.461	8.00	57.18	12.00
12	10.462	11.462	8.00	62.56	12.00

Color Options
Blue, green, orange, red, grey, black
Stock colors: Blue, green, orange
Please contact for other colors.

TECHNICAL DRAWING

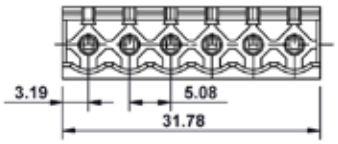

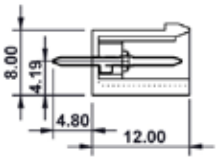

DRILLING DIAGRAM

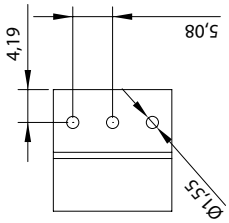

COMBINED PRODUCT

- SBDK 5,08-D
- See also 14

- SBDK 5,08-DD
- See page 16

PLUGGABLE PCB TERMINAL BLOCKS

5,08 mm DOUBLE DECK MALE 90°

TECHNICAL SPECS

Electrical Data
Pin range: 5.08 x 10.16 mm / 0.2 x 0.4 inch
Ratings per TS EN IEC 60947-7-4
Pollution degree: 2
Rated voltage: 250 V
Rated impulse voltage: 4 kV
Rated current: 16 A

Material Data
Material Group: IIIa
Insulation material: Polyamide (PA6)
Flammability class per UL94: V0
Pin material: Brass
Pin plating: Silver-plated

Mechanical Data
Solder pin length: 4.8 mm
Solder pin dimensions: 1x1 mm
Drilled hole diameter with tolerance: 1.55 mm

Environmental Requirements
Operating temperature range:
-40 ... +100 °C / -40...+ 212 °F

Avaliable Pin Ranges
2-3 pins

PIN	ORDER NO		SIZE (mm)		
			h	x	y
2x2	10.500	11.500	26.64	12.70	22.16
2x3	10.525	11.525	26.64	17.78	22.16

Color Options
Blue, green, orange, red, grey, black
Stock colors: Blue, green, orange
Please contact for other colors.

TECHNICAL DRAWING

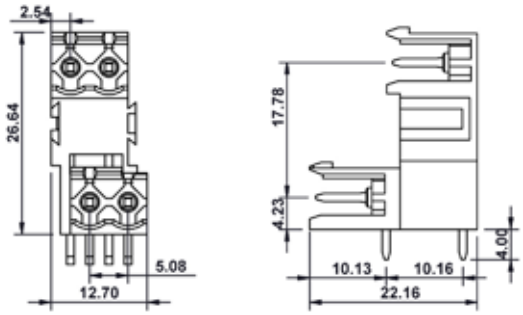

DRILLING DIAGRAM

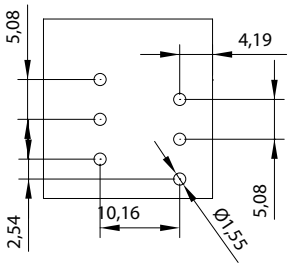

COMBINED PRODUCTS

- SBDK 5,08-D
- See page 14



- SBDK 5,08-MD
- See page 15

- SBDK 5,08-DD
- See page 16

PLUGGABLE PCB TERMINAL BLOCKS

5,08 mm DOUBLE DECK MALE 180°

TECHNICAL SPECS

Electrical Data
Pin range: 5.08 x 17.78 mm / 0.2 x 0.7 inch
Ratings per TS EN IEC 60947-7-4
Pollution degree: 2
Rated voltage: 250 V
Rated impulse voltage: 4 kV
Rated current: 16 A

Material Data
Material Group: IIIa
Insulation material: Polyamide (PA6)
Flammability class per UL94: V0
Pin material: Brass
Pin plating: Silver-plated

Mechanical Data
Solder pin length: 4.8 mm
Solder pin dimensions: 1x1 mm
Drilled hole diameter with tolerance: 1.55 mm

Environmental Requirements
Operating temperature range:
-40 ... +100 °C / -40...+ 212 °F

Avaliable Pin Ranges
2-3 pins

PIN	ORDER NO		SIZE (mm)		
			h	x	y
2x2	10.550	11.550	26.64	17.78	22.16
2x3	10.575	11.575	26.64	17.78	22.16

Color Options
Blue, green, orange, red, grey, black
Stock colors: Blue, green, orange
Please contact for other colors.

TECHNICAL DRAWING

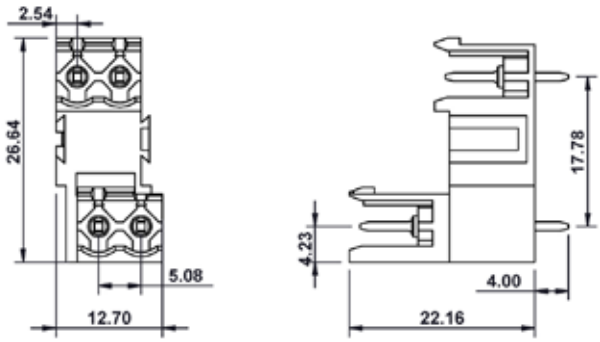

DRILLING DIAGRAM

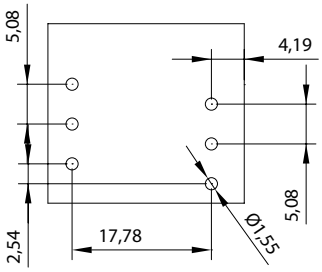

COMBINED PRODUCTS

- SBDK 5,08-D
- See page 14



- SBDK 5,08-MD
- See page 15

- SBDK 5,08-DD
- See page 16

PLUGGABLE **CONNECTORS**

5,08 mm PLUGGABLE CONNECTOR MALE

TECHNICAL SPECS

Electrical Data
Pin range: 5,08 mm / 0.2 inch
Ratings per TS EN IEC 60947-7-4
Pollution degree: 2
Rated voltage: 250 V
Rated impulse voltage: 4 kV
Rated current: 16 A

Connection Data
Conductor connection direction: 90°
Stripping Length: 7mm
Solid conductor: 0.25 ... 2.5mm² / 23 ... 14 AWG
Fine-stranded conductor: 0.25 ... 2.5mm² / 23 ... 14 AWG
Fine-stranded conductor with ferules: 0.25 ... 1.5mm² / 23 ... 16 AWG

Material Data
Material Group: IIIa
Insulation material: Polyamide (PA6)
Flammability class per UL94: V0
Clamping yoke: CK45 Steel
Pin & contact material: Brass
Pin & contact plating: Silver-plated

Mechanical Data
Pin dimensions: 1x1 mm
Screw: M3
Recomended torque: 0.25Nm

Environmental Requirements
Operating temperature range:
-40 ... +100 °C / -40...+ 212 °F

Avaliable Pin Ranges
2-25 pins

PIN	ORDER NO		SIZE (mm)		
			h	x	y
2	10.602	11.602	15.33	10.05	22.00
3	10.603	11.603	15.33	15.12	22.00
4	10.604	11.604	15.33	20.20	22.00
5	10.605	11.605	15.33	25.28	22.00
6	10.606	11.606	15.33	30.36	22.00
7	10.607	11.607	15.33	35.44	22.00
8	10.608	11.608	15.33	40.52	22.00
9	10.609	11.609	15.33	45.60	22.00
10	10.610	11.610	15.33	50.68	22.00
11	10.611	11.611	15.33	55.76	22.00
12	10.612	11.612	15.33	60.84	22.00
13	10.613	11.613	15.33	65.92	22.00
14	10.614	11.614	15.33	71.00	22.00
15	10.615	11.615	15.33	76.08	22.00
16	10.616	11.616	15.33	81.16	22.00
17	10.617	11.617	15.33	86.24	22.00
18	10.618	11.618	15.33	91.32	22.00
19	10.619	11.619	15.33	96.40	22.00
20	10.620	11.620	15.33	101.48	22.00
21	10.621	11.621	15.33	106.56	22.00
22	10.622	11.622	15.33	111.64	22.00
23	10.623	11.623	15.33	116.72	22.00
24	10.624	11.624	15.33	121.80	22.00
25	10.625	11.625	15.33	126.88	22.00

Color Options
Blue, green, orange, red, grey, black
Stock colors: Blue, green, orange
Please contact for other colors.

TECHNICAL DRAWING

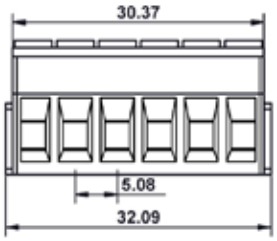

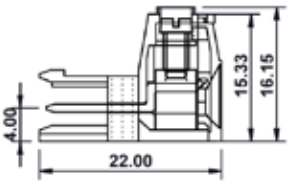

COMBINED PRODUCTS

- SKS 5,08-D
- See Page 14

- SBDK 5,08-DD
- See also page 16

- DIS 5,08/KB
- See Page 56

RAIL-MOUNT TERMINAL BLOCKS
WITH PLUGGABLE CONNECTORS

5,08mm DOUBLE-DECK RAIL-MOUNT TERMINAL BLOCK

TECHNICAL SPECS

Electrical Data
Pin range: 5.08 mm / 0.2 inch
Ratings per TS EN IEC 60947-7-4
Pollution degree: 2
Rated voltage: 250 V
Rated impulse voltage: 4 kV
Rated current: 16 A

Connection Data
Conductor connection direction posibilities: 90° - 180°
Stripping Length: 7mm
Solid conductor: 0.25 ... 2.5mm² / 23 ... 14 AWG
Fine-stranded conductor: 0.25 ... 2.5mm² / 23 ... 14 AWG
Fine-stranded conductor with ferules: 0.25 ... 1.5mm² / 23 ... 16 AWG

Material Data
Material Group: IIIa
Insulation material: Polyamide (PA6)
Flammability class per UL94: V0
Clamping yoke: CK45 Steel
Pin & contact material: Brass
Pin & contact plating: Silver-plated

Mechanical Data
Pin dimensions: 1x1 mm
Screw: M3
Recomended torque: 0.25Nm

Environmental Requirements
Operating temperature range:
-40 ... +100 °C / -40...+ 212 °F

Avaliable Pin Ranges
2-12 pins

Can be multiplied up to the desired number of poles by interlocking.

PIN	ORDER NO		SIZE (mm)		
			h	x	y
2	10.672	11.672	44,00	14,36	45,30
3	10.673	11.673	44,00	19,44	45,30
4	10.674	11.674	44,00	24,52	45,30
5	10.675	11.675	44,00	29,60	45,30
6	10.676	11.676	44,00	34,68	45,30
7	10.677	11.677	44,00	39,76	45,30
8	10.678	11.678	44,00	44,84	45,30
9	10.679	11.679	44,00	49,92	45,30
10	10.680	11.680	44,00	55,00	45,30
11	10.681	11.681	44,00	60,08	45,30
12	10.682	11.682	44,00	65,16	45,30

Color Options
Blue, green, orange, red, grey, black
Stock colors: Blue, green, orange
Please contact for other colors.

TECHNICAL DRAWING

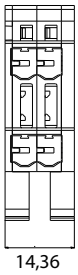

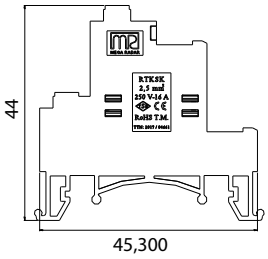

COMBINED PRODUCTS

- SBDK 5,08-D
- See Page 14

- SBDK 5,08-DD
- See page 16

RAIL-MOUNT TERMINAL BLOCKS
WITH PLUGGABLE CONNECTORS
5,08mm TRIPLE-DECK 3 COLORED RAIL-MOUNT TERMINAL BLOCK

TECHNICAL SPECS

Electrical Data
Pin range: 5.08 mm / 0.2 inch
Ratings per TS EN IEC 60947-7-4
Pollution degree: 2
Rated voltage: 250 V
Rated impulse voltage: 4 kV
Rated current: 16 A

Connection Data
Conductor connection direction posibilities: 90° - 180°
Stripping Length: 7mm
Solid conductor: 0.25 ... 2.5mm² / 23 ... 14 AWG
Fine-stranded conductor: 0.25 ... 2.5mm² / 23 ... 14 AWG
Fine-stranded conductor with ferules:
0.25 ... 1.5mm² / 23 ... 16 AWG

Material Data
Material Group: IIIa
Insulation material: Polyamide (PA6)
Flammability class per UL94: V0
Clamping yoke: CK45 Steel
Pin & contact material: Brass
Pin & contact plating: Silver-plated

Mechanical Data
Pin dimensions: 1x1 mm
Screw: M3
Recomended torque: 0.25Nm

Environmental Requirements
Operating temperature range:
-40 ... +100 °C / -40...+ 212 °F

Avaliable Pin Ranges
2-12 pins

Can be multiplied up to the desired number of poles by interlocking.

PIN	ORDER NO		SIZE (mm)		
			h	x	y
2	16.502		64,26	14,65	68,41
3	16.503		64,26	19,73	68,41
4	16.504		64,26	24,81	68,41
5	16.505		64,26	29,89	68,41
6	16.506		64,26	40,05	68,41
7	16.507		64,26	45,13	68,41
8	16.508		64,26	50,21	68,41
9	16.509		64,26	55,29	68,41
10	16.510		64,26	60,37	68,41
11	16.511		64,26	65,45	68,41
12	16.512		64,26	70,53	68,41

Color Options
Blue, green, orange, red, grey, black
Stock colors: Blue, green, orange
Please contact for other colors.

TECHNICAL DRAWING

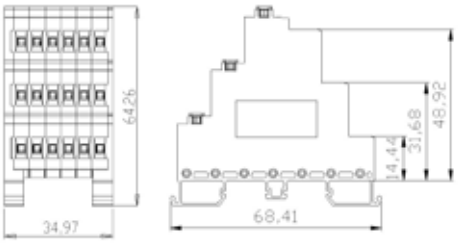

COMBINED PRODUCTS

- SBDK 5,08-D
- See page 14



- SBDK 5,08-MD
- See page 15

- SBDK 5,08-DD
- See page 16

RAIL-MOUNT TERMINAL BLOCKS
WITH PLUGGABLE CONNECTORS
5,08mm TRIPLE-DECK MULTI-COLOR RAIL-MOUNT TERMINAL BLOCKS

TECHNICAL SPECS

Electrical Data
Pin range: 5.08 mm / 0.2 inch
Ratings per TS EN IEC 60947-7-4
Pollution degree: 2
Rated voltage: 250 V
Rated impulse voltage: 4 kV
Rated current: 16 A

Connection Data
Conductor connection direction posibilities: 90° - 180°
Stripping Length: 7mm
Solid conductor: 0.25 ... 2.5mm² / 23 ... 14 AWG
Fine-stranded conductor: 0.25 ... 2.5mm² / 23 ... 14 AWG
Fine-stranded conductor with ferules:
0.25 ... 1.5mm² / 23 ... 16 AWG

Material Data
Material Group: IIIa
Insulation material: Polyamide (PA6)
Flammability class per UL94: V0
Clamping yoke: CK45 Steel
Pin & contact material: Brass
Pin & contact plating: Silver-plated

Mechanical Data
Pin dimensions: 1x1 mm
Screw: M3
Recomended torque: 0.25Nm

Environmental Requirements
Operating temperature range:
-40 ... +100 °C / -40...+ 212 °F

Avaliable Pin Ranges
2-12 pins

Can be multiplied up to the desired number of poles by interlocking.

PIN	ORDER NO	SIZE (mm)		
		h	x	y
2	16.602	64,26	14,65	68,41
3	16.603	64,26	19,73	68,41
4	16.604	64,26	24,81	68,41
5	16.605	64,26	29,89	68,41
6	16.606	64,26	40,05	68,41
7	16.607	64,26	45,13	68,41
8	16.608	64,26	50,21	68,41
9	16.609	64,26	55,29	68,41
10	16.610	64,26	60,37	68,41
11	16.611	64,26	65,45	68,41
12	16.612	64,26	70,53	68,41

Color Options
Blue, green, orange, red, grey, black
Stock colors: Blue, green, orange
Please contact for other colors.

TECHNICAL DRAWING

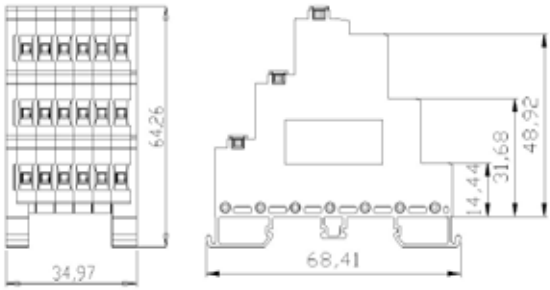

COMBINED PRODUCTS

- SBDK 5,08-D
- See page 14



- SBDK 5,08-MD
- See page 15

- SBDK 5,08-DD
- See page 16

PLUGGABLE **PCB TERMINAL BLOCKS**

7,62 mm FEMALE

TECHNICAL SPECS

Electrical Data
Pin range: 7.62 mm / 0.3 inch
Ratings per TS EN IEC 60947-7-4
Material Group: IIIa
Pollution degree: 2
Rated voltage: 400 V
Rated impulse voltage: 4 kV
Rated current: 16 A

Connection Data
Conductor connection direction possibilities: 90° - 180°
Stripping Length: 7mm
Solid conductor: 0.25 ... 2.5mm² / 23 ... 14 AWG
Fine-stranded conductor: 0.25 ... 2.5mm² / 23 ... 14 AWG
Fine-stranded conductor with ferules: 0.25 ... 1.5mm² / 23 ... 16 AWG

Material Data
Insulation material: Polyamide (PA6)
Flammability class per UL94: V0
Screw material: Chrome zinc stainles steel (ZnCr)
Clamping Yoke: CK45 Steel
Contact material: Brass
Contact plating: Silver-plated

Mechanical Data
Screw: M3
Recomended torque: 0.25Nm

Environmental Requirements
Operating temperature range:
-40 ... +100 °C / -40...+ 212 °F

Avaliable Pin Ranges
2-12 pins

PIN	ORDER NO		SIZE (mm)		
			h	x	y
2	10.702	11.702	15.95	13.25	18.15
3	10.703	11.703	15.95	20.87	18.15
4	10.704	11.704	15.95	28.49	18.15
5	10.705	11.705	15.95	36.11	18.15
6	10.706	11.706	15.95	43.73	18.15
7	10.707	11.707	15.95	51.35	18.15
8	10.708	11.708	15.95	58.97	18.15
9	10.709	11.709	15.95	66.59	18.15
10	10.710	11.710	15.95	74.21	18.15
11	10.711	11.711	15.95	81.83	18.15
12	10.712	11.712	15.95	89.45	18.15

Color Options
Blue, green, orange, red, grey, black
Stock colors: Blue, green, orange
Please contact for other colors.

TECHNICAL DRAWING

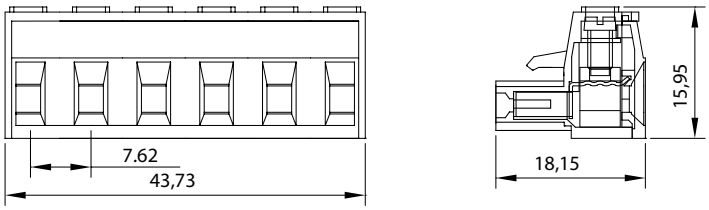

COMBINED PRODUCTS

- SKS 7,62-E1
- See Page 29
- SKS 7,62-E2
- See Page 30
- SKS 7,62-KE1
- See Page 31
- SKS 7,62-KE2
- See Page 32
- SKS 7,62-KB
- See Page 33

PLUGGABLE PCB TERMINAL BLOCKS

7,62 mm VERTICAL FEMALE

TECHNICAL SPECS

Electrical Data
Pin range: 7.62 mm / 0.3 inch
Ratings per TS EN IEC 60947-7-4
Material Group: IIIa
Pollution degree: 2
Rated voltage: 400 V
Rated impulse voltage: 4 kV
Rated current: 16 A

Connection Data
Conductor connection direction possibilities: 90° - 180°
Stripping Length: 7mm
Solid conductor: 0.25 ... 2.5mm² / 23 ... 14 AWG
Fine-stranded conductor: 0.25 ... 2.5mm² / 23 ... 14 AWG
Fine-stranded conductor with ferules: 0.25 ... 1.5mm² / 23 ... 16 AWG

Material Data
Insulation material: Polyamide (PA6)
Flammability class per UL94: V0
Screw material: Chrome zinc stainles steel (ZnCr)
Clamping Yoke: CK45 Steel
Contact material: Brass
Contact plating: Silver-plated

Mechanical Data
Screw: M3
Recomended torque: 0.25Nm

Environmental Requirements
Operating temperature range:
-40 ... +100 °C / -40...+ 212 °F

Avaliable Pin Ranges
2-12 pins

PIN	ORDER NO		SIZE (mm)		
			h	x	y
2	10.752	11.752	26.25	13.12	12.60
3	10.753	11.753	26.25	20.74	12.60
4	10.754	11.754	26.25	28.36	12.60
5	10.755	11.755	26.25	35.98	12.60
6	10.756	11.756	26.25	43.60	12.60
7	10.757	11.757	26.25	51.22	12.60
8	10.758	11.758	26.25	58.84	12.60
9	10.759	11.759	26.25	66.46	12.60
10	10.760	11.760	26.25	74.08	12.60
11	10.761	11.761	26.25	81.70	12.60
12	10.762	11.762	26.25	89.32	12.60

Color Options
Blue, green, orange, red, grey, black
Stock colors: Blue, green, orange
Please contact for other colors.

TECHNICAL DRAWING

COMBINED PRODUCTS

- SBDK 7,62-E1
- See also page 29

- SKS 7,62-E2
- See Page 30

- SBDK 7,62-KE1
- See also page 31

- SKS 7,62-KE2
- See Page 32

- SBDK 7,62-KB
- See also page 33

PLUGGABLE **PCB TERMINAL BLOCKS**

7,62 mm MALE 90º



TECHNICAL SPECS

Electrical Data
Pin range: 7.62 mm / 0.3 inch
Ratings per TS EN IEC 60947-7-4
Pollution degree: 2
Rated voltage: 400 V
Rated impulse voltage: 4 kV
Rated current: 16 A

Material Data
Material Group: IIIa
Insulation material: Polyamide (PA6)
Flammability class per UL94: V0
Pin material: Brass
Pin plating: Silver-plated

Mechanical Data
Solder pin length: 4.1 mm
Solder pin dimensions: 1x1 mm
Drilled hole diameter with tolerance: 1.55 mm

Environmental Requirements
Operating temperature range:
-40 ... +100 °C / -40...+ 212 °F

Color Options
Blue, green, orange, red, grey, black
Stock colors: Blue, green, orange
Please contact for other colors.

Avaliable Pin Ranges
2-12 pins

PIN	ORDER NO		SIZE (mm)		
			h	x	y
2	10.802	11.802	8.00	15.18	12.00
3	10.803	11.803	8.00	22.80	12.00
4	10.804	11.804	8.00	30.42	12.00
5	10.805	11.805	8.00	38.04	12.00
6	10.806	11.806	8.00	45.66	12.00
7	10.807	11.807	8.00	53.28	12.00
8	10.808	11.808	8.00	60.90	12.00
9	10.809	11.809	8.00	68.52	12.00
10	10.810	11.810	8.00	76.14	12.00
11	10.811	11.811	8.00	83.76	12.00
12	10.812	11.812	8.00	91.38	12.00

Color Options
Blue, green, orange, red, grey, black
Stock colors: Blue, green, orange
Please contact for other colors.

TECHNICAL DRAWING

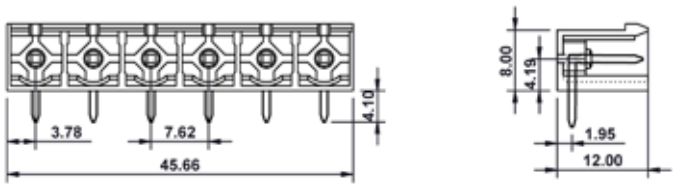

DRILLING DIAGRAM

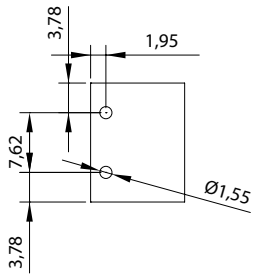

COMBINED PRODUCTS

- SKS 7,62-D
- See Page 27

- SKS 7,62-D
- See Page 28

PLUGGABLE PCB TERMINAL BLOCKS

7,62 mm MALE 180º

TECHNICAL SPECS

Electrical Data
Pin range: 7.62 mm / 0.3 inch
Ratings per TS EN IEC 60947-7-4
Pollution degree: 2
Rated voltage: 400 V
Rated impulse voltage: 4 kV
Rated current: 16 A

Material Data
Material Group: IIIa
Insulation material: Polyamide (PA6)
Flammability class per UL94: V0
Pin material: Brass
Pin plating: Silver-plated

Mechanical Data
Solder pin length: 4.1 mm
Solder pin dimensions: 1x1 mm
Drilled hole diameter with tolerance: 1.55 mm

Environmental Requirements
Operating temperature range:
-40 ... +100 °C / -40...+ 212 °F

Avaliable Pin Ranges
2-12 pins

PIN	ORDER NO		SIZE (mm)		
			h	x	y
2	10.852	11.852	8.00	15.18	12.00
3	10.853	11.853	8.00	22.80	12.00
4	10.854	11.854	8.00	30.42	12.00
5	10.855	11.855	8.00	38.04	12.00
6	10.856	11.856	8.00	45.66	12.00
7	10.857	11.857	8.00	53.28	12.00
8	10.858	11.858	8.00	60.90	12.00
9	10.859	11.859	8.00	68.52	12.00
10	10.860	11.860	8.00	76.14	12.00
11	10.861	11.861	8.00	83.76	12.00
12	10.862	11.862	8.00	91.38	12.00

Color Options
Blue, green, orange, red, grey, black
Stock colors: Blue, green, orange
Please contact for other colors.

TECHNICAL DRAWING

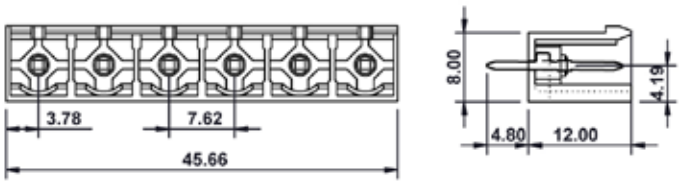

DRILLING DIAGRAM

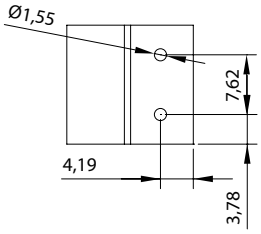

COMBINED PRODUCTS

- SKS 7,62-D
- See Page 27

- SKS 7,62-DD
- See Page 28

PLUGGABLE **PCB TERMINAL BLOCKS**

7,62mm DOUBLE-DECK MALE 90°

TECHNICAL SPECS

Electrical Data
Pin range: 7.62x10.16 mm / 0.3 x 0.4 inch
Ratings per TS EN IEC 60947-7-4
Pollution degree: 2
Rated voltage: 400 V
Rated impulse voltage: 4 kV
Rated current: 16 A

Material Data
Material Group: IIIa
Insulation material: Polyamide (PA6)
Flammability class per UL94: V0
Pin material: Brass
Pin plating: Silver-plated

Mechanical Data
Solder pin length: 4.1 mm
Solder pin dimensions: 1x1 mm
Drilled hole diameter with tolerance: 1.55 mm

Environmental Requirements
Operating temperature range:
-40 ... +100 °C / -40...+ 212 °F

Color Options
Blue, green, orange, red, grey, black
Stock colors: Blue, green, orange
Please contact for other colors.

Avaliable Pin Ranges
2-3 pins

PIN	ORDER NO		SIZE (mm)		
			h	x	y
2	10.900	11.900	26.64	19.05	22.16
3	10.925	11.925	26.64	26.67	22.16

Color Options
Blue, green, orange, red, grey, black
Stock colors: Blue, green, orange
Please contact for other colors.

TECHNICAL DRAWING

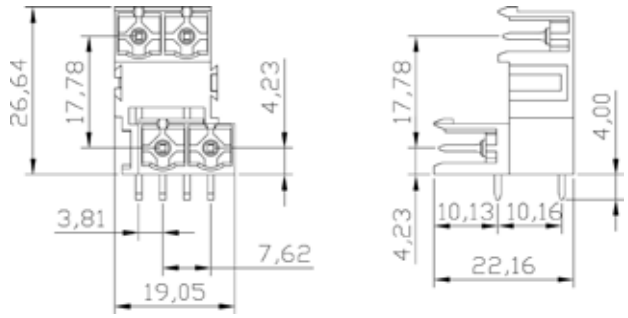

DRILLING DIAGRAM

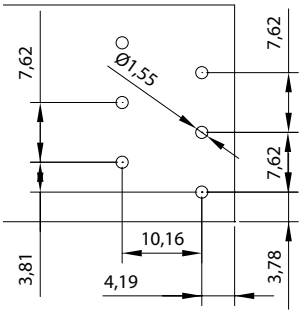

COMBINED PRODUCTS

- SKS 7,62-D
- See Page 27

- SBDK 7,62-DD
- See Page 28

PLUGGABLE PCB TERMINAL BLOCKS

7,62mm DOUBLE-DECK MALE 180°

TECHNICAL SPECS

Electrical Data
Pin range: 7,62 x 17.78 mm / 0.3 x 0.7 inch
Ratings per TS EN IEC 60947-7-4
Pollution degree: 2
Rated voltage: 400 V
Rated impulse voltage: 4 kV
Rated current: 16 A

Material Data
Material Group: IIIa
Insulation material: Polyamide (PA6)
Flammability class per UL94: V0
Pin material: Brass
Pin plating: Silver-plated

Mechanical Data
Solder pin length: 4.1 mm
Solder pin dimensions: 1x1 mm
Drilled hole diameter with tolerance: 1.55 mm

Environmental Requirements
Operating temperature range:
-40 ... +100 °C / -40...+ 212 °F

Avaliable Pin Ranges
2-3 pins

PIN	ORDER NO		SIZE (mm)		
			h	x	y
2	10.950	11.950	26.64	19.05	22.16
3	10.975	11.975	26.64	26.67	22.16

Color Options
Blue, green, orange, red, grey, black
Stock colors: Blue, green, orange
Please contact for other colors.

TECHNICAL DRAWING

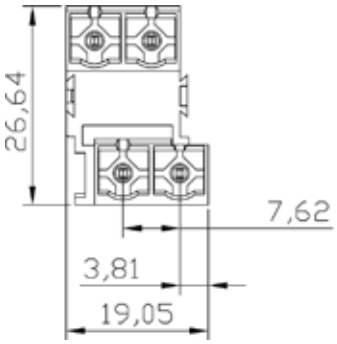

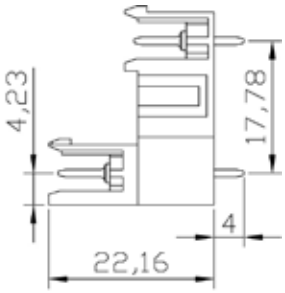

DRILLING DIAGRAM

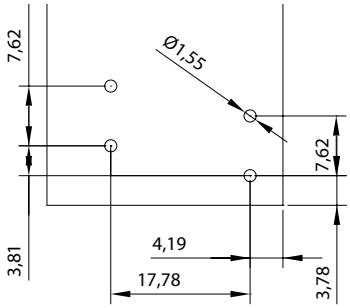

COMBINED PRODUCTS

- SKS 7,62-D
- See Page 27

- SKS 7,62-DD
- See Page 28

PLUGGABLE **CONNECTORS**

7,62 mm PLUGGABLE CONNECTOR MALE

TECHNICAL SPECS

Electrical Data
Pin range: 7.62 mm / 0.3 inch
Ratings per TS EN IEC 60947-7-4
Pollution degree: 2
Rated voltage: 400 V
Rated impulse voltage: 4 kV
Rated current: 16 A

Connection Data
Conductor connection direction: 90°
Stripping Length: 7mm
Solid conductor: 0.25 ... 2.5mm² / 23 ... 14 AWG
Fine-stranded conductor: 0.25 ... 2.5mm² / 23 ... 14 AWG
Fine-stranded conductor with ferules: 0.25 ... 1.5mm² / 23 ... 16 AWG

Material Data
Material Group: IIIa
Insulation material: Polyamide (PA6)
Flammability class per UL94: V0
Clamping yoke: CK45 Steel
Pin & contact material: Brass
Pin & contact plating: Silver-plated

Mechanical Data
Pin dimensions: 1x1,3 mm
Screw: M3
Recomended torque: 0.25Nm

Environmental Requirements
Operating temperature range:
-40 ... +100 °C / -40...+ 212 °F

Avaliable Pin Ranges
2-12 pins

PIN	ORDER NO		SIZE (mm)		
			x	y	z
2	10.902	11.902	16,40	15,80	21,75
3	10.903	11.903	16,40	23,42	21,75
4	10.904	11.904	16,40	31,04	21,75
5	10.905	11.905	16,40	38,66	21,75
6	10.906	11.906	16,40	46,28	21,75
7	10.907	11.907	16,40	53,90	21,75
8	10.908	11.908	16,40	61,52	21,75
9	10.909	11.909	16,40	69,14	21,75
10	10.910	11.910	16,40	76,76	21,75
11	10.911	11.911	16,40	84,38	21,75
12	10.912	11.912	16,40	92,00	21,75

Color Options
Blue, green, orange, red, grey, black
Stock colors: Blue, green, orange
Please contact for other colors.

TECHNICAL DRAWING

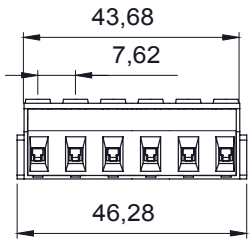

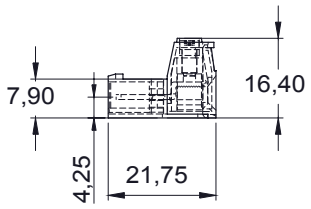

COMBINED PRODUCTS

- SKS 7,62-D
- Sayfa 27'ye bakınız.

- SKS 7,62-DD
- Sayfa 28'e bakınız.

- DIS 5,08/KB
- Sayfa 56'e bakınız.

MODULAR PCB
TERMINAL BLOCKS

Highly conductive modular printed circuit terminal blocks **can be multiplied up to the desired number of poles by interlocking.**

Features

Pin pitch: 5.08mm, 7.62mm, 9.52mm, 10.16mm / 0.2inch, 0.3inch, 0.37inch, 0.4inch

Conductor cross section range: 0.25-16mm² / 23-6 AWG

Number of Poles: 2-3

Voltage: 250V-800V

Current: 25A-76A

Operating Temperature: -40°C / +100°C
-40 °F/+212 °F

6 different color options

Benefits

- √ Space saving- only one component is enough for connection
- √ Wider conductor range and higher current carrying capacity
- √ Wide range of uses in various industries and applications
- √ Maximum protection and stability with screw connection

▸ For more information, please visit our web site **www.megaradar.com.tr**

MODULAR PCB TERMINAL BLOCKS

5,08 mm MODULE NO: 0

TECHNICAL SPECS

Electrical Data
Pin range: 5.08 mm / 0.2 inch
Ratings per TS EN IEC 60947-7-4
Material Group: IIIa
Pollution degree: 2
Rated voltage: 250 V
Rated impulse voltage: 4 kV
Rated current: 10 A

Connection Data
Conductor connection direction: 90°
Stripping Length: 7mm
Solid conductor: 0.25 ... 1.5mm² / 23 ... 16 AWG
Fine-stranded conductor: 0.25 ... 1.5mm² / 23 ... 16 AWG
Fine-stranded conductor with ferules: 0.25 ... 1mm² / 23 ... 18 AWG

Material Data
Insulation material: Polyamide (PA6)
Flammability class per UL94: V0
Screw material: Chrome zinc stainles steel (ZnCr)
Clamping Yoke: CK45 Steel
Pin & contact material: Brass
Pin & contact plating: Silver-plated

Mechanical Data
Pin dimensions: 0,6x1 mm
Drilled hole diameter with tolerance: 1.3 mm
Screw: M3
Recomended torque: 0.25Nm

Environmental Requirements
Operating temperature range:
-40 ... +100 °C / -40...+ 212 °F

Avaliable Pin Ranges
2-3 pins
Can be multiplied up to the desired number of poles by interlocking.

PIN	ORDER NO		SIZE (mm)		
			h	x	y
2	20.100	21.100	12.10	10.16	9.05
3	20.140	21.140	12.10	15.24	9.05

Color Options
Blue, green, orange, red, grey, black
Stock colors: Blue, green, orange
Please contact for other colors.

TECHNICAL DRAWING

DRILLING DIAGRAM

MKS 5,08-0/2

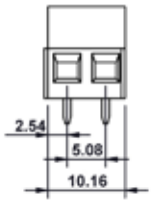

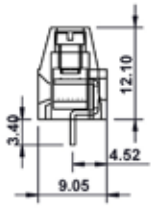

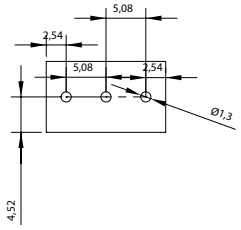

MKS 5,08-0/3

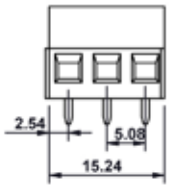

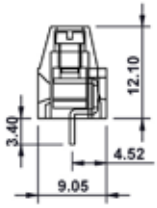

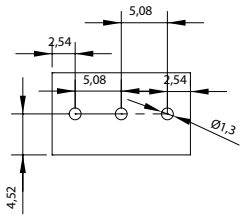

MODULAR PCB TERMINAL BLOCKS

5,08 mm MODULE NO: 1

TECHNICAL SPECS

Electrical Data
Pin range: 5.08 mm / 0.2 inch
Ratings per TS EN IEC 60947-7-4
Material Group: IIIa
Pollution degree: 2
Rated voltage: 250 V
Rated impulse voltage: 4 kV
Rated current: 16 A

Connection Data
Conductor connection direction: 90°
Stripping Length: 7mm
Solid conductor: 0.25 ... 2.5mm² / 23 ... 14 AWG
Fine-stranded conductor: 0.25 ... 2.5mm² / 23 ... 14 AWG
Fine-stranded conductor with ferules: 0.25 ... 1.5mm² / 23 ... 16 AWG

Material Data
Insulation material: Polyamide (PA6)
Flammability class per UL94: V0
Screw material: Chrome zinc stainles steel (ZnCr)
Clamping Yoke: CK45 Steel
Pin & contact material: Brass
Pin & contact plating: Silver-plated

Mechanical Data
Pin dimensions: 0,8x1 mm
Drilled hole diameter with tolerance: 1.45 mm
Screw: M3
Recomended torque: 0.25Nm

Environmental Requirements
Operating temperature range:
-40 ... +100 °C / -40...+ 212 °F

Avaliable Pin Ranges
2-3 pins
Can be multiplied up to the desired number of poles by interlocking.

PIN	ORDER NO		SIZE (mm)		
			h	x	y
2	20.180	21.180	15.55	10.76	10.05
3	20.220	21.220	15.55	15.84	10.05

Color Options
Blue, green, orange, red, grey, black
Stock colors: Blue, green, orange
Please contact for other colors.

TECHNICAL DRAWING

DRILLING DIAGRAM

MKS 5,08-1/2

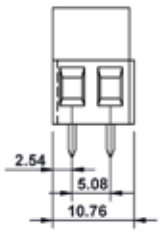

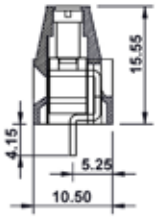

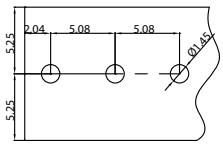

MKS 5,08-1/3

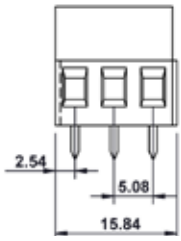

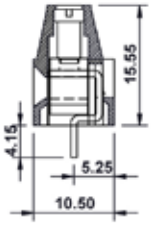

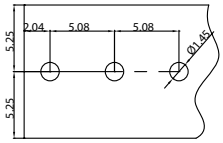

MODULAR PCB TERMINAL BLOCKS

5,08 mm MODULE NO: 1 L

TECHNICAL SPECS

Electrical Data
Pin range: 5.08 mm / 0.2 inch
Ratings per TS EN IEC 60947-7-4
Material Group: IIIa
Pollution degree: 2
Rated voltage: 250 V
Rated impulse voltage: 4 kV
Rated current: 16 A

Connection Data
Conductor connection direction: 90°
Stripping Length: 7mm
Solid conductor: 0.25 ... 2.5mm² / 23 ... 14 AWG
Fine-stranded conductor: 0.25 ... 2.5mm² / 23 ... 14 AWG
Fine-stranded conductor with ferules: 0.25 ... 1.5mm² / 23 ... 16 AWG

Material Data
Insulation material: Polyamide (PA6)
Flammability class per UL94: V0
Screw material: Chrome zinc stainles steel (ZnCr)
Clamping Yoke: CK45 Steel
Pin & contact material: Brass
Pin & contact plating: Silver-plated

Mechanical Data
Pin dimensions: 0,8x1 mm
Drilled hole diameter with tolerance: 1.45 mm
Screw: M3
Recomended torque: 0.25Nm

Environmental Requirements
Operating temperature range:
-40 ... +100 °C / -40...+ 212 °F

Avaliable Pin Ranges
2-3 pins
Can be multiplied up to the desired number of poles by interlocking.

PIN	ORDER NO		SIZE (mm)		
			h	x	y
2	20.260	21.260	15.55	10.76	10.05
3	20.300	21.300	15.55	15.84	10.05

Color Options
Blue, green, orange, red, grey, black
Stock colors: Blue, green, orange
Please contact for other colors.

TECHNICAL DRAWING | DRILLING DIAGRAM

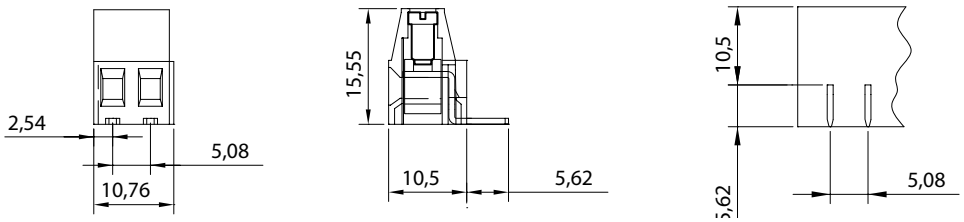

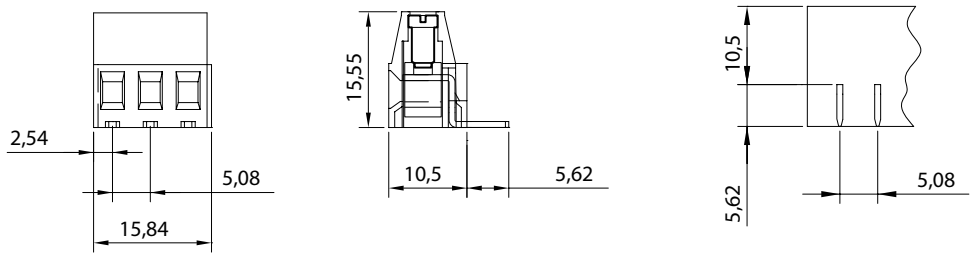

MODULAR PCB TERMINAL BLOCKS

5,08 mm MODULE NO: 2

TECHNICAL SPECS

Electrical Data
Pin range: 5.08 mm / 0.2 inch
Ratings per TS EN IEC 60947-7-4
Material Group: IIIa
Pollution degree: 2
Rated voltage: 250 V
Rated impulse voltage: 4 kV
Rated current: 25 A

Connection Data
Conductor connection direction: 90°
Stripping Length: 7mm
Solid conductor: 0.25 ... 4mm² / 23 ... 12 AWG
Fine-stranded conductor: 0.25 ... 4mm² / 23 ... 12 AWG
Fine-stranded conductor with ferules: 0.25 ... 2.5mm² / 23 ... 14 AWG

Material Data
Insulation material: Polyamide (PA6)
Flammability class per UL94: V0
Screw material: Chrome zinc stainles steel (ZnCr)
Clamping Yoke: CK45 Steel
Pin & contact material: Brass
Pin & contact plating: Silver-plated

Mechanical Data
Pin dimensions: 0,9x1 mm
Drilled hole diameter with tolerance: 1.5 mm
Screw: M3
Recomended torque: 0.25Nm

Environmental Requirements
Operating temperature range:
-40 ... +100 °C / -40...+ 212 °F

Avaliable Pin Ranges
2-3 pins
Can be multiplied up to the desired number of poles by interlocking.

PIN	ORDER NO		SIZE (mm)		
			h	x	y
2	20.340	21.340	18.60	10.16	12.00
3	20.380	21.380	18.60	15.24	12.00

Color Options
Blue, green, orange, red, grey, black
Stock colors: Blue, green, orange
Please contact for other colors.

TECHNICAL DRAWING

DRILLING DIAGRAM

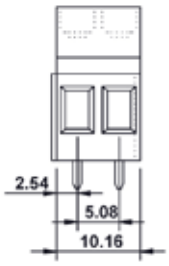

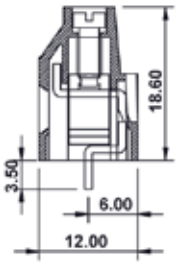

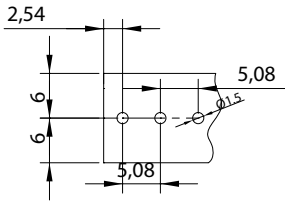

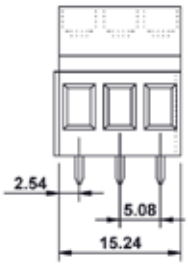

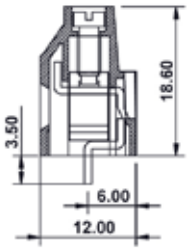

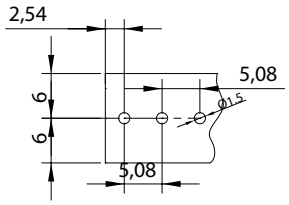

MODULAR PCB TERMINAL BLOCKS

5,08 mm MODULE NO: 2

TECHNICAL SPECS

Electrical Data
Pin range: 5.08 mm / 0.2 inch
Ratings per TS EN IEC 60947-7-4
Material Group: IIIa
Pollution degree: 2
Rated voltage: 250 V
Rated impulse voltage: 4 kV
Rated current: 25 A

Connection Data
Conductor connection direction: 90°
Stripping Length: 7mm
Solid conductor: 0.25 ... 4mm² / 23 ... 12 AWG
Fine-stranded conductor: 0.25 ... 4mm² / 23 ... 12 AWG
Fine-stranded conductor with ferules: 0.25 ... 2.5mm² / 23 ... 14 AWG

Material Data
Insulation material: Polyamide (PA6)
Flammability class per UL94: V0
Screw material: Chrome zinc stainles steel (ZnCr)
Clamping Yoke: CK45 Steel
Pin & contact material: Brass
Pin & contact plating: Silver-plated

Mechanical Data
Pin dimensions: 0,9x1 mm
Drilled hole diameter with tolerance: 1.5 mm
Screw: M3
Recomended torque: 0.25Nm

Environmental Requirements
Operating temperature range:
-40 ... +100 °C / -40...+ 212 °F

Avaliable Pin Ranges
10 pins

PIN	ORDER NO		SIZE (mm)		
			h	x	y
10	20.420	21.420	18.30	50.80	11.50

Color Options
Blue, green, orange, red, grey, black
Stock colors: Blue, green, orange
Please contact for other colors.

TECHNICAL DRAWING

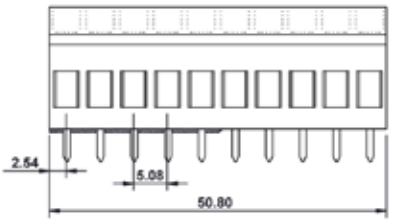

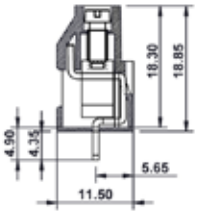

DRILLING DIAGRAM

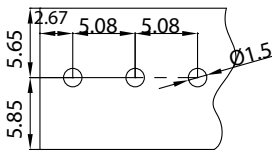

MODULAR PCB TERMINAL BLOCKS

7,62 mm MODULE NO: 2

TECHNICAL SPECS

Electrical Data
Pin range: 7.62 mm / 0.3 inch
Ratings per TS EN IEC 60947-7-4
Material Group: IIIa
Pollution degree: 2
Rated voltage: 400 V
Rated impulse voltage: 4 kV
Rated current: 25 A

Connection Data
Conductor connection direction: 90°
Stripping Length: 7mm
Solid conductor: 0.25 ... 4mm² / 23 ... 12 AWG
Fine-stranded conductor: 0.25 ... 4mm² / 23 ... 12 AWG
Fine-stranded conductor with ferules: 0.25 ... 2.5mm² / 23 ... 14 AWG

Material Data
Insulation material: Polyamide (PA6)
Flammability class per UL94: V0
Screw material: Chrome zinc stainles steel (ZnCr)
Clamping Yoke: CK45 Steel
Pin & contact material: Brass
Pin & contact plating: Silver-plated

Mechanical Data
Pin dimensions: 0,9x1 mm
Drilled hole diameter with tolerance: 1.5 mm
Screw: M3,5
Recomended torque: 0.4Nm

Environmental Requirements
Operating temperature range:
-40 ... +100 °C / -40...+ 212 °F

Avaliable Pin Ranges
2-3 pins
Can be multiplied up to the desired number of poles by interlocking.

PIN	ORDER NO		SIZE (mm)		
			h	x	y
2	20.460	21.460	19.30	15.24	11.50
3	20.500	21.500	19.30	22.86	11.50

Color Options
Blue, green, orange, red, grey, black
Stock colors: Blue, green, orange
Please contact for other colors.

TECHNICAL DRAWING

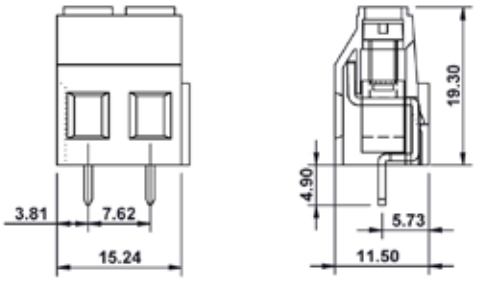

DRILLING DIAGRAM

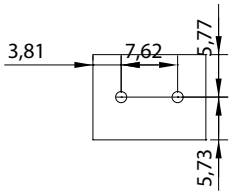

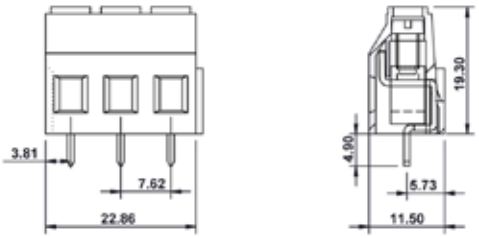

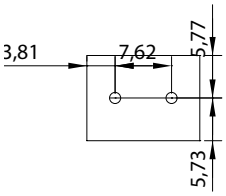

MODULAR PCB TERMINAL BLOCKS

9,52x7,62 mm MODULE

TECHNICAL SPECS

Electrical Data
Pin range: 9.52x7.62 mm / 0.37x 0.3 inch
Ratings per TS EN IEC 60947-7-4
Material Group: IIIa
Pollution degree: 2
Rated voltage: 600 V
Rated impulse voltage: 6 kV
Rated current: 41 A

Connection Data
Conductor connection direction: 90°
Stripping Length: 7mm
Solid conductor: 0.25 ... 6mm² / 23 ... 10 AWG
Fine-stranded conductor: 0.25 ... 6mm² / 23 ... 10 AWG
Fine-stranded conductor with ferules: 0.25 ... 4mm² / 23 ... 12 AWG

Material Data
Insulation material: Polyamide (PA6)
Flammability class per UL94: V0
Screw material: Chrome zinc stainles steel (ZnCr)
Clamping Yoke: CK45 Steel
Pin & contact material: Brass
Pin & contact plating: Silver-plated

Mechanical Data
Pin dimensions: 1x1 mm
Drilled hole diameter with tolerance: 1.6 mm
Screw: M3,5
Recomended torque: 0.4Nm

Environmental Requirements
Operating temperature range: -40 ... +100 °C / -40...+ 212 °F

Avaliable Pin Ranges
1-4 pins
Can be multiplied up to the desired number of poles by interlocking.

PIN	ORDER NO		SIZE (mm)		
			h	x	y
1	20.540	21.540	21.20	9.52	15.22
2	20.545	21.545	21.20	19.04	15.22
3	20.550	21.550	21.20	28.56	15.22
4	20.555	21.550	21.20	38.0	15.22

Color Options
Blue, green, orange, red, grey, black
Stock colors: Blue, green, orange
Please contact for other colors.

TECHNICAL DRAWING

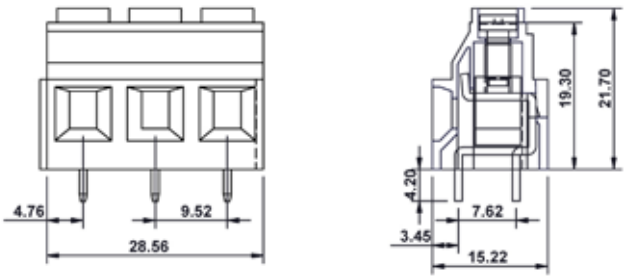

DRILLING DIAGRAM

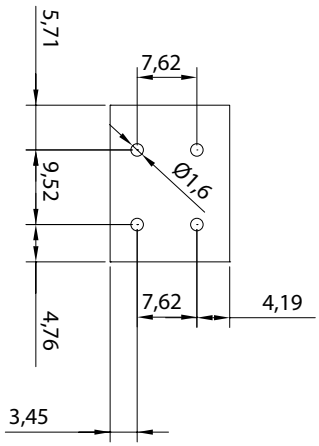

MODULAR PCB TERMINAL BLOCKS

10,16 mm MODULE

TECHNICAL SPECS

Electrical Data
Pin range: 10.16 mm / 0.4 inch
Ratings per TS EN IEC 60947-7-4
Material Group: IIIa
Pollution degree: 2
Rated voltage: 690 V
Rated impulse voltage: 6 kV
Rated current: 57 A

Connection Data
Conductor connection direction: 90°
Stripping Length: 7mm
Solid conductor: 0.25 ... 10mm² / 23 ... 8 AWG
Fine-stranded conductor: 0.25 ... 10mm² / 23 ... 8 AWG
Fine-stranded conductor with ferules: 0.25 ... 6mm² / 23 ... 10 AWG

Material Data
Insulation material: Polyamide (PA6)
Flammability class per UL94: V0
Screw material: Chrome zinc stainles steel (ZnCr)
Clamping Yoke: CK45 Steel
Pin & contact material: Brass
Pin & contact plating: Silver-plated

Mechanical Data
Pin dimensions: 1x1 mm
Drilled hole diameter with tolerance: 1.6 mm
Screw: M4
Recomended torque: 1.2Nm

PIN	ORDER NO		SIZE (mm)		
			h	x	y
1	20.580	21.580	30	10.16	18.55
2	20.590	21.590	30	20,32	18.55
3	20.595	21.595	30	30,48	18.55
4	20.600	21.600	30	40,64	18.55
5	20.605	21.605	30	50,80	18.55
6	20.610	21.610	30	60,69	18.55

Color Options
Blue, green, orange, red, grey, black
Stock colors: Blue, green, orange
Please contact for other colors.

Environmental Requirements
Operating temperature range: -40 ... +100 °C / -40...+ 212 °F

Avaliable Pin Ranges
1,2,4,6 pins
Can be multiplied up to the desired number of poles by interlocking.

TECHNICAL DRAWING

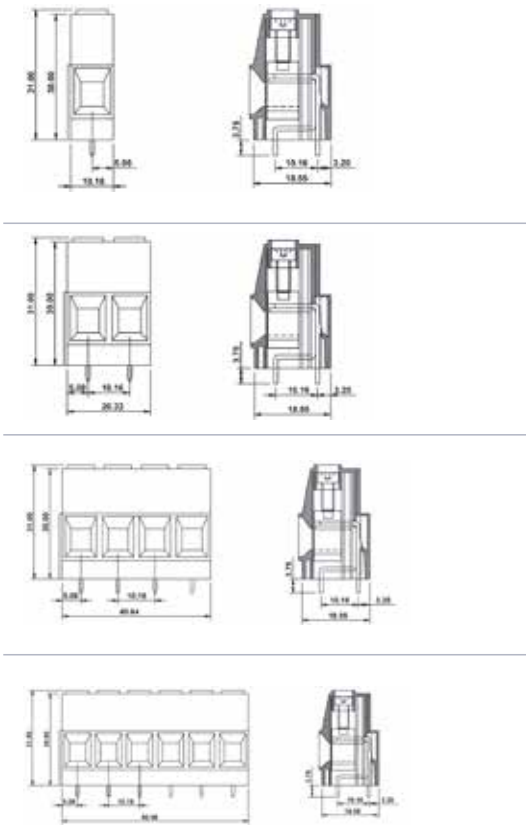

DRILLING DIAGRAM

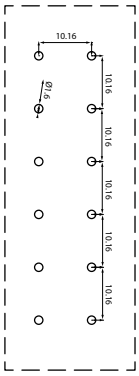

MODULAR PCB TERMINAL BLOCKS

10.16 mm MODULE ACCESORIES

TECHNICAL SPECS

Mechanical Data
Plate dimensions: 2.54 mm

Material Data
Insulation material: Polyamide (PA6)
Flammability class per UL94: V0

Electrical Data of 10.16 Module with combination of intermediate plate
Pin range: 10.16x12.7 mm / 0.4x 0.5 inch
Ratings per TS EN IEC 60947-7-4
Rated voltage: 800 V
Rated impulse voltage: 8 kV

PRODUCT	ORDER NO		SIZE (mm)		
			h	x	y
INTERMEDIATE PLATE	20.620	21.620	29.85	2.54	17.20

Color Options
Blue, green, orange, red, grey, black
Stock colors: Blue, green, orange
Please contact for other colors.

TECHNICAL DRAWING

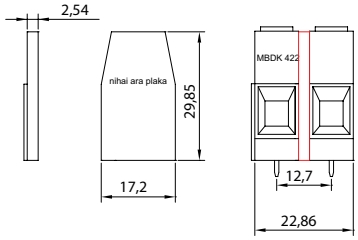

TECHNICAL SPECS

Function:
Blocking the pole temporarily

Material Data
Insulation material: Polyamide (PA6)
Flammability class per UL94: V0

PRODUCT	ORDER NO	SIZE (mm)		
		h	x	y
TAP	22.630	19.00	11.05	8.60

Color Options
Blue, green, orange, red, grey, black
Stock colors: Red
Please contact for other colors.

TECHNICAL DRAWING

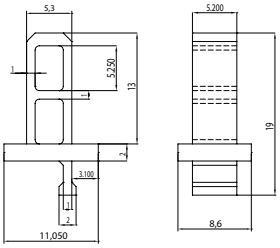

STEPS OF ASSEMBLY

Intermediate plate provides increase to 800V (with the fixed ampere) through increasing pin distance.

MODULAR PCB TERMINAL BLOCKS

3.81x12.7x15.24 mm POWER CONNECTOR

TECHNICAL SPECS

Electrical Data
Pin range: 3.81x12.7x15.24 mm / 0.15x0.5x0.6 inch
Ratings per TS EN IEC 60947-7-4
Material Group: IIIa
Pollution degree: 2
Rated voltage: 800 V
Rated impulse voltage: 8 kV
Rated current: 76 A

Connection Data
Conductor connection direction: 90°
Stripping Length: 7mm
Solid conductor: 0.5 ... 16mm² / 21 ... 6 AWG
Fine-stranded conductor: 0.5 ... 16mm² / 21 ... 6 AWG
Fine-stranded conductor with ferule: 0.34 ...10mm² / 22 ... 8 AWG

Material Data
Insulation material: Polyamide (PA6)
Flammability class per UL94: V0
Screw material: Chrome zinc stainles steel (ZnCr)
Clamping Yoke: CK45 Steel
Pin & contact material: Brass
Pin & contact plating: Silver-plated

Mechanical Data
Pin dimensions: 1.2x1.2 mm
Drilled hole diameter with tolerance: 1.9 mm
Screw: M5
Recomended torque: 2 Nm

Environmental Requirements
Operating temperature range: -40 ... +100 °C / -40...+ 212 °F

Avaliable Pin Ranges
3

PRODUCT	ORDER NO		SIZE (mm)		
			h	x	y
POWER CONNECTOR	20.660	21.660	37.25	75.18	28.85

Color Options
Blue, green, orange, red, grey, black
Stock colors: Blue, green, orange
Please contact for other colors.

It is suitable for high current and voltage circuits without space problems.

Ensures secure mounting to the PCB with flanges.

TECHNICAL DRAWING

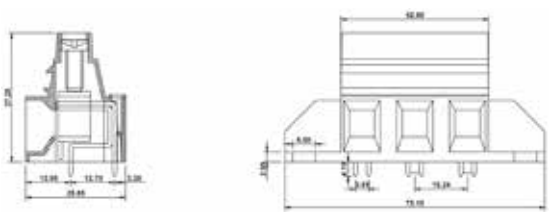

DRILLING DIAGRAM

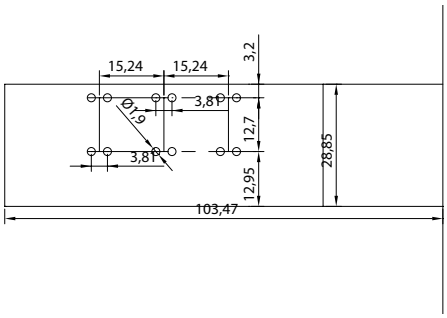

SPRING CLAMP
TERMINAL BLOCKS

Spring clamp PCB terminal blocks offers tool free practical. Thanks to its modularity it can be multiplied up to the desired number of poles by interlocking.

Features

Pin pitch: 5.08x7.62mm / 0.2x0.3inch

Conductor cross section range: 0.25-1,5mm² / 23-16 AWG

Number of Poles: 2-12

Voltage: 250V

Current: 10A

Operating Temperature: -40°C / +100°C -40 °F/+212 °F

Benefits

Space saving- only one component is enough for connection

- √ Time saving: Tool free easy wiring
- √ Practical use
- √ Modular structure



▸ For more information, please visit our web site **www.megaradar.com.tr**

SPRING CLAMP TERMINAL BLOCKS

5.08x7.62 mm SPRING CLAMP

TECHNICAL SPECS

Electrical Data
Pin range: 5.08x7.62 mm / 0.2 x 0.3 inch
Ratings per TS EN IEC 60947-7-4
Material Group: IIIa
Pollution degree: 2
Rated voltage: 250 V
Rated impulse voltage: 4 kV
Rated current: 10 A

Connection Data
Conductor connection direction: 90°
Stripping Length: 7mm
Solid conductor: 0.25 ... 1.5mm² / 23 ... 16 AWG
Fine-stranded conductor: 0.25 ... 1.5mm² / 23 ... 16 AWG
Fine-stranded conductor with ferules: 0.25 ... 1mm² / 23 ... 18 AWG

Material Data
Insulation material: Polyamide (PA6)
Flammability class per UL94: V0
Screw material: Chrome zinc stainles steel (ZnCr)
Spring Clamp: Stainless Steel
Pin & contact material: Brass
Pin & contact plating: Silver-plated

Mechanical Data
Pin dimensions: 0.5x1 mm
Drilled hole diameter with tolerance: 1.25 mm
Screw: M3
Recomended torque: 0.25Nm

Environmental Requirements
Operating temperature range: -40 ... +100 °C / -40...+ 212 °F

Avaliable Pin Ranges
2-12 pins

PIN		SIZE (mm)		
		h	x	y
2	34.120	13.15	12.76	13.60
3	34.160	13.15	17.84	13.60
4	34.200	13.15	22.92	13.60
5	34.240	13.15	28.00	13.60
6	34.280	13.15	33.08	13.60
7	34.320	13.15	38.16	13.60
8	34.360	13.15	43.24	13.60
9	34.400	13.15	48.32	13.60
10	34.440	13.15	53.40	13.60
11	34.480	13.15	58.48	13.60
12	34.520	13.15	63.56	13.60

Color Options
Grey

TECHNICAL DRAWING

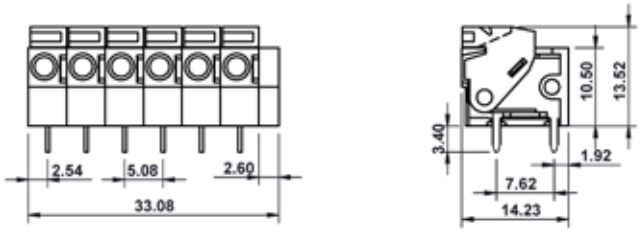

DRILLING DIAGRAM

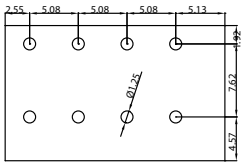

STEPS OF ASSEMBLY

Can be multiplied up to the desired number of poles by interlocking.desired.

DIN RAIL PCB HOLDERS

DIN rail PCB Holders provides **robust grip** and **secure mounting** to 35mm DIN rail. Snap-in rail foots provides ease of use. It can be prepared in **desired dimensions.**

Features

Rail Type: 35mm DIN rail

Width: 72mm, 100mm, 108mm and 122mm

Length: 1m and 2m

Benefits

√ Tool-free easy mounting

√ Modular structure

√ Production in desired dimensions

▸ For more information, please visit our web site **www.megaradar.com.tr**

DIN RAIL PCB HOLDERS

72 mm MODULE

TECHNICAL SPECS

Material Data
Insulation material: Polyamide (PA6)
Flammability class per UL94: V0

Mechanical Data
Mounting type: 35mm DIN rail
Suitable PCB width: 72mm

Adjustable lenght through interlocking modules

PRODUCT	ORDER NO	SIZE (mm)		
		h	x	y
MODULE	51.050	15.95	78.80	22.50
END PLATE	51.075	15.95	78.80	10.90
FOOT	51.100	11.00	62.50	10.61

Color Options
Green

TECHNICAL DRAWING

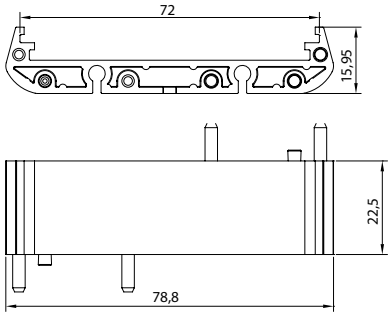

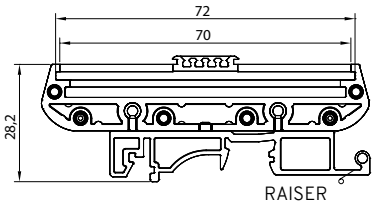

COMBINATION PRODUCT

KYS Mm/72

KYS MK72

KYS MA72

DIN RAIL PCB HOLDERS

72 mm PROFILE

TECHNICAL SPECS

Material Data
Insulation material: Polyamide (PA6)
Flammability class per UL94: V0

Mechanical Data
Mounting type: 35mm DIN rail
Screw: Ø3.05 Deep groove plastic screw
Suitable PCB width: 72mm
Adjustable length through profile cut

Adjustable lenght through interlocking modules

PRODUCT	ORDER NO	SIZE (mm)		
		h	x	y
PROFILE 1m	51.450	16.70	81.50	1,000.00
PROFILE 2m	51.475	16.70	81.50	2,000.00
END PLATE	51.500	19.80	86.30	5.50
FOOT	51.525	16.51	80.10	9.85

Color Options
Green

TECHNICAL DRAWING

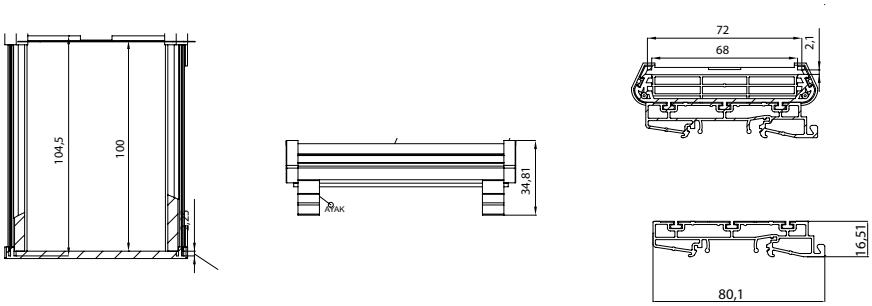

COMBINATION PRODUCT

KYS PP/72

KYS PK/72

KYS PA/72

DIN RAIL PCB HOLDERS

100 mm PROFILE

TECHNICAL SPECS

Material Data
Insulation material: Polyamide (PA6)
Flammability class per UL94: V0

Mechanical Data
Mounting type: 35mm DIN rail
Screw: Ø 3.05 Deep groove plastic screw
Suitable PCB width: 100mm
Adjustable length through profile cut

Adjustable length through profile cut

PRODUCT	ORDER NO	SIZE (mm)		
		h	x	y
PROFILE 1m	51.650	20.00	119.50	1000
PROFILE 2m	51.675	20.00	119.50	1000
END PLATE	51.700	16.51	116.60	9.85
FOOT	51.725	19.95	124.03	5.50

Color Options
Green

TECHNICAL DRAWING

COMBINATION PRODUCT

DIN RAIL PCB HOLDERS

108 mm PROFILE

TECHNICAL SPECS

Material Data
Insulation material: Polyamide (PA6)
Flammability class per UL94: V0

Mechanical Data
Mounting type: 35mm DIN rail
Screw: Ø3.05 Deep groove plastic screw
Suitable PCB width: 72mm
Adjustable length through profile cut

Adjustable length through profile cut

PRODUCT	ORDER NO	SIZE (mm)		
		h	x	y
PROFILE 1m	51.750	16.70	118.50	1,000.00
PROFILE 2m	51.775	16.70	118.50	2,000.00
END PLATE	51.800	19.80	122.60	5.50
FOOT	51.825	16.51	116.10	9.85

Color Options
Green

TECHNICAL DRAWING

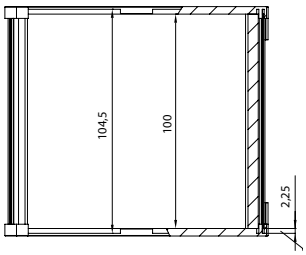



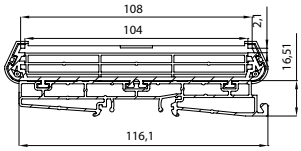

COMBINATION PRODUCT

KYS PP/108

KYS PK/108

KYS PA/108

DIN RAIL PCB HOLDERS

122 mm PROFILE

TECHNICAL SPECS

Material Data
Insulation material: Polyamide (PA6)
Flammability class per UL94: V0

Mechanical Data
Mounting type: 35mm DIN rail
Screw: Ø 3.05 Deep groove plastic screw
Suitable PCB width: 122mm
Adjustable length through profile cut

Adjustable length through profile cut

PRODUCT	ORDER NO	SIZE (mm)		
		h	x	y
PROFILE 1m	53.300	20.10	133.80	1000
PROFILE 2m	53.350	20.10	133.80	2000
END PLATE	53.424	16.33	131.19	10.00
FOOT	53.400	19.60	136.60	6.00

Color Options
Black

TECHNICAL DRAWING

COMBINATION PRODUCT

DIN RAIL
MOUNTING BRACKETS

Screw/screwless DIN rail mounting brackets designed to mount 35mm DIN rails to printed circuit board securely and to ensures **healthy insulation on the card base.**

You can **easily mount** pluggable connectors to 35mm DIN rails with pluggable connector DIN rail mounting brackets.



Features

Rail Type: 35mm DIN rail

Options: Screwed, screwless, pluggable connector rail mounting brackets

Benefits

√ Safe, easy, flexible assembly/disassembly

▸ For more information, please visit our web site **www.megaradar.com.tr**

DIN RAIL MOUNTING BRACKETS

SCREWLESS DIN RAIL MOUNTING BRACKET

TECHNICAL SPECS

Material Data
Insulation material: Polyamide (PA6)
Flammability class per UL94: V0

Mechanical Data
Mounting type: 35mm DIN rail
Screw: Ø3,5mm sheet metal screw

PRODUCT	ORDER NO		SIZE (mm)		
			h	x	y
SCREWED DIN RAIL MOUNTING BRACKET	60.300	61.300	19.85	43.70	9.90

Color Options
Blue, green, orange, red, grey, black
Stock colors: Blue, green, orange
Please contact for other colors.

TECHNICAL DRAWING

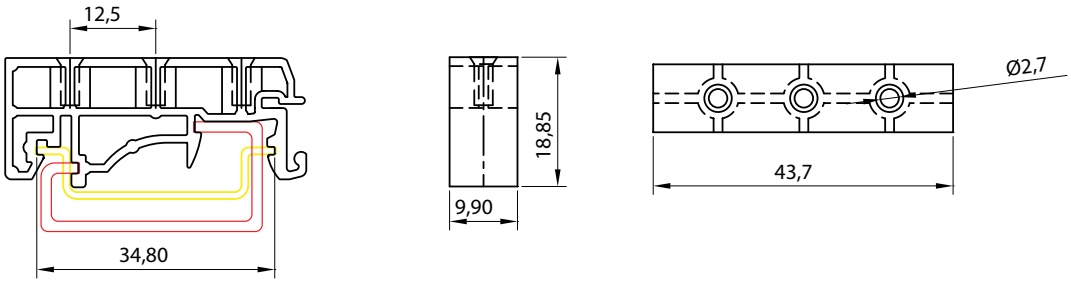

SCREWLESS DIN RAIL MOUNTING BRACKET

TECHNICAL SPECS

Material Data
Insulation material: Polyamide (PA6)
Flammability class per UL94: V0

Mechanical Data
Mounting type: 35mm DIN rail
Hole diameter: Ø 4mm

PRODUCT	ORDER NO		SIZE (mm)		
			h	x	y
SCREWLESS DIN RAIL MOUNTING BRACKET	60.340	61.340	19.85	43.70	9.90

Color Options
Blue, green, orange, red, grey, black
Stock colors: Blue, green, orange
Please contact for other colors.

TECHNICAL DRAWING

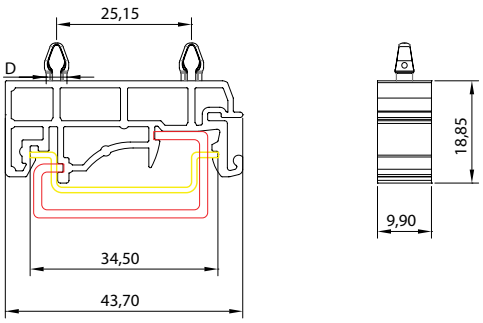

DIN RAIL MOUNTING BRACKETS

RAIL MOUNTING BRACKET FOR COOLERS

TECHNICAL SPECS

Material Data
Insulation material: Polyamide (PA6)
Flammability class per UL94: V0

Mechanical Data
Mounting type: 35mm DIN rail
Hole diameter: Ø 4,5 mm

PRODUCT	ORDER NO		SIZE (mm)		
			h	x	y
RAIL MOUNTING BRACKET FOR COOLERS	60.380	61.380	16.48	62.38	19.80

Color Options
Blue, green, orange, red, grey, black
Stock colors: Blue, green, orange
Please contact for other colors.

TECHNICAL DRAWING

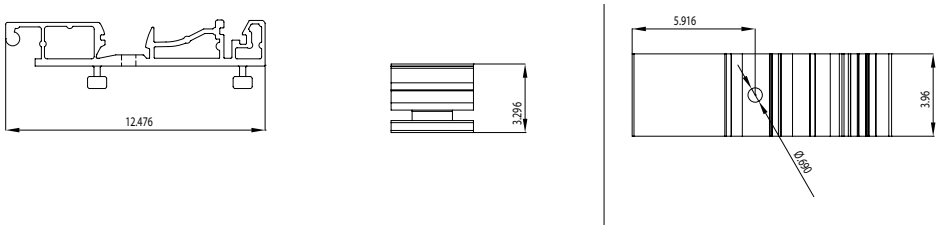

AREA OF USE



DIN RAIL MOUNTING BRACKETS

DIN RAIL MOUNTING BRACKET FOR 3,81mm PLUGGABLE CONNECTORS

TECHNICAL SPECS

Material Data
Insulation material: Polyamide (PA6)
Flammability class per UL94: V0

Mechanical Data
Mounting type: 15mm DIN rail
Hole diameter: Ø 1,35 mm

PRODUCT	ORDER NO		SIZE (mm)		
			h	x	y
DIN RAIL MOUNTING BRACKET FOR 3,81mm PLUGGABLE CONNECTORS	60.420	61.420	16.80	31.20	6.80

Color Options
Blue, green, orange, red, grey, black
Stock colors: Blue, green, orange
Please contact for other colors.

TECHNICAL DRAWING

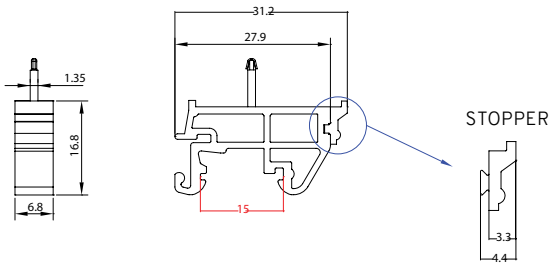

DIN RAIL MOUNTING BRACKET FOR 5,08mm PLUGGABLE CONNECTORS

TECHNICAL SPECS

Material Data
Insulation material: Polyamide (PA6)
Flammability class per UL94: V0

Mechanical Data
Mounting type: 35mm DIN rail
Hole diameter: Ø 2,35 mm

PRODUCT	ORDER NO		SIZE (mm)		
			h	x	y
DIN RAIL MOUNTING BRACKET FOR 5,08mm PLUGGABLE CONNECTORS	60.460	61.420	17.79	44.00	9.30

Color Options
Blue, green, orange, red, grey, black
Stock colors: Blue, green, orange
Please contact for other colors.

TECHNICAL DRAWING

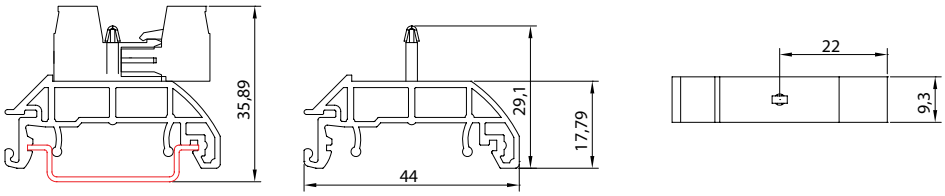

PLASTIC
PCB SPACERS

Plastic PCB spacers designed to give various distances between electronic circuits. Plastic PCB spacers can be **easily applied without any tools.** Custom designs can be made according to your need.



Features

Options: PCB-PCB, PCB-Plexi, PCB-Support

Benefits

√ Tool-free easy applyance

√ Custom made designs

▸ For more information, please visit our web site **www.megaradar.com.tr**

PLASTIC PCB SPACERS

650/KYD 9,3mm

610/KYD 10mm

601/KYD 22,5mm

600/KYD 10,6mm

611/KYD 22,5mm

616/KYD 11mm

602/KYD 26mm

620/KYD 11mm

603/KYD 31mm

604/KYD 16mm

606/KYD 38mm

TECHNICAL SPECS

Material Data
Insulation material: Polyamide (PA66)
Flammability class per UL94: V2

Mechanical Data
Hole diameter: 4 mm

PRODUCT	ORDER NO	SIZE (mm)		
		h	x	y
KYD-650	69.750	5,6	9,3	14,5
KYD-610	69.660	6.50	10.00	6.50
KYD-600	69.500	6.50	10.60	6.50
KYD-616	69.730	6.50	11.00	6.50
KYD-620	69.740	6.50	11.00	6.50
KYD-604	69.510	6.50	16.00	6,50
KYD-601	69.540	6.50	22.50	6.50
KYD-611	69.700	6.50	22.50	6.50
KYD-602	69.580	6.50	26.00	6.50
KYD-603	69.620	6.50	31.00	6.50
KYD-606	69.640	6.50	38.00	6.50

Color Options
Natural

PLASTIC PCB SPACERS

TECHNICAL DRAWING

DIS 650/KYD

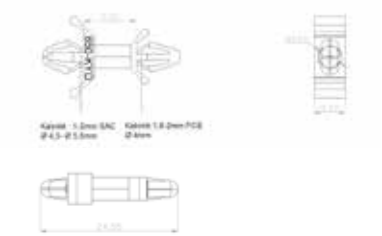

DIS 610/KYD

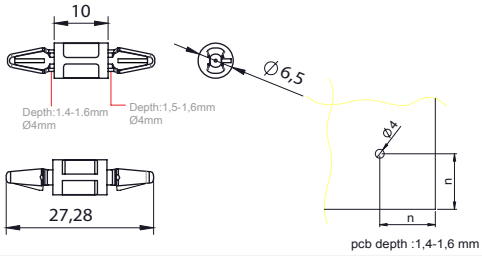

DIS 600/KYD

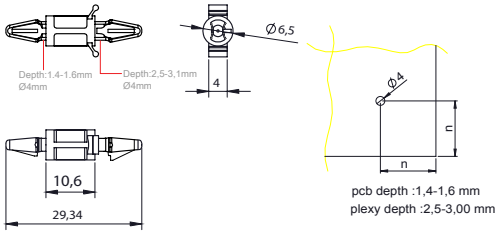

DIS 616/KYD

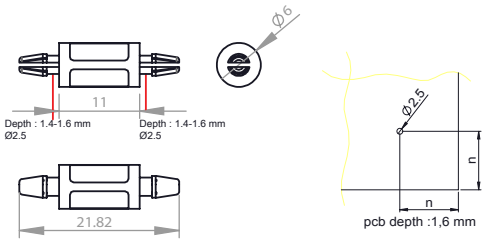

DIS 620/KYD

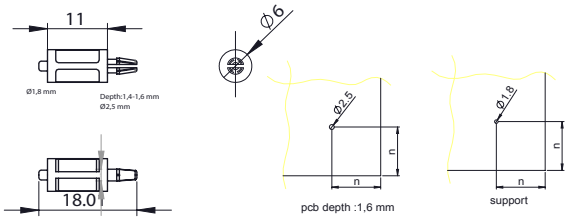

DIS 604/KYD

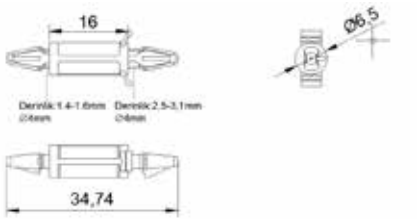

DIS 601/KYD

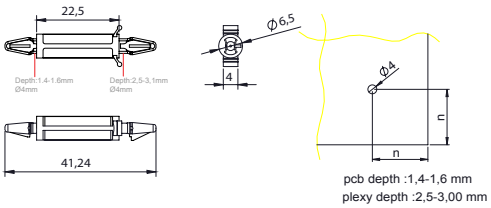

DIS 611/KYD

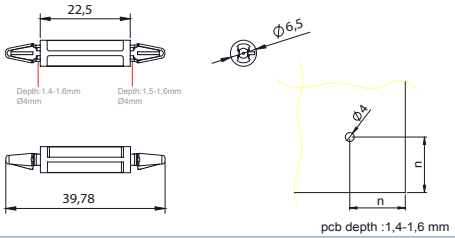

DIS 602/KYD

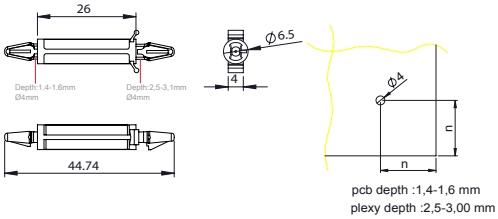

DIS 603/KYD

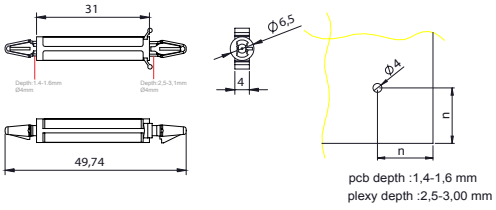

DIS 606/KYD

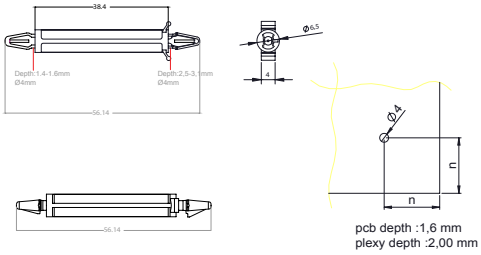

OTHER &
COMPLEMENTARY PRODUCTS

Appropriate accessories for effective, functional and safe use; e.g. panel thermostat, cartridge fuse holder, coding pin, screw cap, plug-in bridge, pluggable connector screw

ELECTRONIC PANEL THERMOSTATS

ELECTRONIC PANEL THERMOSTAT

TECHNICAL SPECS

Function:
Accurate regulation of cooling and heating device to maintain the correct temperature.
It functions more precisely comparing to bimetal products.

Electrical Data
Voltage: 250V
Current: 5A
Connection: 5-pole terminal block
Connection pin range: 5,08mm

Material Data
Insulation material: ABS
Flammability class per UL94: V0
Protection type: IP30

Connection Data
Conductor connection direction: 90°
Stripping Length: 7mm
Solid conductor: 0.25 ... 4mm² / 23 ... 12 AWG
Fine-stranded conductor: 0.25 ... 4mm² / 23 ... 12 AWG
Fine-stranded conductor with ferules: 0.25 ... 2.5mm² / 23 ... 14 AWG

Mechanical Data
Sensor Element: Electronic
Mounting type: 35mm DIN rail
Terminal block Torque: 0,25Nm

Environmental Requirements
Operating temperature range:
0 ... 50°C / 32 ... 122 °F

PRODUCT	ORDER NO	SIZE (mm)		
		h	x	y
ELECTRONIC PANEL THERMOSTAT PTS T/1	79.100	78.60	52.25	32.70

Color options
Natural

TECHNICAL DRAWING

COOLER CONNECTION

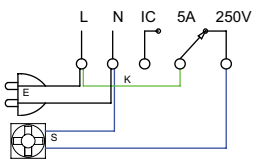

HEATER CONNECTION

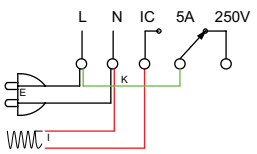

E: ELECTRICAL OUTLET **I:** HEATER CONNECTION **S:** COOLER CONNECTION **K:** BRIDGE

ELECTRONIC PANEL THERMOSTATS

ELECTRONIC DOUBLE PANEL THERMOSTAT

TECHNICAL SPECS

Function:
Accurate regulation of cooling and heating device to maintain the correct temperature
Offers dual control in a single unit, maximising space and simplifying wiring
It functions more precisely comparing to bimetal products

Electrical Data
Voltage: 250V
Current: 5A
Connection: 5-pole terminal block
Connection pin range: 5,08mm

Material Data
Insulation material: ABS
Flammability class per UL94: V0
Protection type: IP30

Connection Data
Conductor connection direction: 90°
Stripping Length: 7mm
Solid conductor: 0.25 ... 4mm² / 23 ... 12 AWG
Fine-stranded conductor: 0.25 ... 4mm² / 23 ... 12 AWG
Fine-stranded conductor with ferules: 0.25 ... 2.5mm² / 23 ... 14 AWG

Mechanical Data
Sensor Element: Electronic
Mounting type: 35mm DIN rail
Terminal block Torque: 0,25Nm

Environmental Requirements
Operating temperature range:
0 ... 50°C / 32 ... 122 °F

PRODUCT	ORDER NO	SIZE (mm)		
		h	x	y
ELECTRONIC DOUBLE PANEL THERMOSTAT PTS C/2	79.400	87.60	59.50	32.70

Color options
Natural

TECHNICAL DRAWING

COOLER CONNECTION

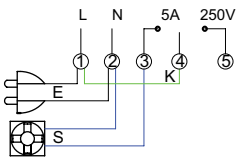

HEATER CONNECTION

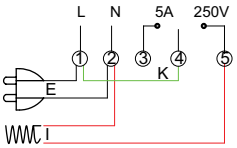

COOLER-HEATER CONNECTION

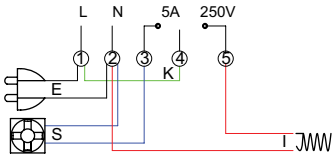

E: ELECTRICAL OUTLET **I:** HEATER CONNECTION **S:** COOLER CONNECTION **K:** BRIDGE

OTHER & COMPLEMENTARY PRODUCTS

CARTRIDGE FUSE HOLDER

TECHNICAL SPECS

Function:
Integrates fuses safely in electrical circuits
Ensures a robust current path (voltage does not creep to other components)

Electrical Data
Pin range: 15.05 mm / 0.59 inch
Ratings per TS EN IEC 60947-7-4
Material Group: IIIa
Pollution degree: 2
Rated voltage: 250 V
Rated current: 16 A
Fuse Current:10A

Material Data
Insulation material: Polyamide (PA6)
Flammability class per UL94: V0
Pin material: Brass
Pin plating: Silver-plated

Mechanical Data
Fuse dimensions: 5x20 mm
Pin dimensions: 0,4x1 mm
Drilled hole diameter with tolerance: 1.2 mm
Mount: PCB

Environmental Requirements
Operating temperature range:
-40 ... +100 °C / -40...+ 212 °F

Model Options
With or without cover

PRODUCT	ORDER NO	SIZE (mm)		
		x	y	z
FUSE COVER	83.050	7.50	24.30	9.20
FUSE HOLDER	83.075	12.50	23.10	9.15

Color Options
Blue, green, orange, red, grey, black
Stock colors: Black
Please contact for other colors.

TECHNICAL DRAWING

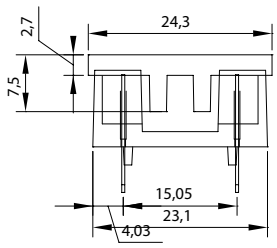

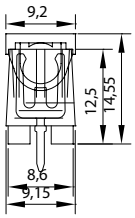

STEPS OF ASSEMBLY

FUSE COVER

FUSE

FUSE HOLDER

OTHER & COMPLEMENTARY PRODUCTS

CODING PIN



TECHNICAL SPECS

Function:
It is used to prevent current transfer to unwanted poles.
Suitable for male 5,08mm, 7,62mm PCB terminal block and pluggable connector series

Material Data
Insulation material: Polyamide (PA6)
Flammability class per UL94: V2

Mechanical Data
Pin dimensions: 0,4x1 mm

PRODUCT	ORDER NO	SIZE (mm)		
		h	x	y
CODING PIN	85.150	3,8	7,15	4,9

Color Options
Red

SCREW CAP

TECHNICAL SPECS

Function:
Covering the screws on terminal blocks

Material Data
Insulation material: Polyamide (PA6)
Flammability class per UL94: V2

PRODUCT	ORDER NO	DIAMETER (mm)
No:1 3,81mm SCREW CAP	85.155	Ø 3,45
No:2 5,08mm SCREW CAP	85.160	Ø 4,55
No:3 5,08mm PLUGGABLE CONNECTOR SCREW CAP	85.165	Ø 4,55
No:4 5,08mm VERTICAL FEMALE SCREW CAP	85.170	Ø 4,55
No:5 7,62mm SCREW CAP	85.175	Ø 4,55
No:6 7,62mm VERTICAL FEMALE SCREW CAP	85.180	Ø 3,45

Color Options
Red

OTHER & COMPLEMENTARY PRODUCTS

PLUG-IN BRIDGE

TECHNICAL SPECS

Function:
Current transfer between the terminal blocks

Electrical Data
Pin range: 5,08 -7,62 mm / 0.2 -0.3 inch
Rated voltage: 250 V
Rated current: 16 A

Material Data
Pin material: Brass
Pin plating: Nickel over brass plated

PRODUCT	ORDER NO	SIZE (mm)		
		h	x	y
5,08mm PLUG-IN BRIDGE	89.100	--	--	--
7,62mm PLUG-IN BRIDGE	89.125	--	--	--

Color Options
Natural

PLUGGABLE CONNECTOR SCREW

TECHNICAL SPECS

Mechanical Data
Hole diameter: Ø 1.8 mm
Screw diameter: Ø 2,2mm

PRODUCT	ORDER NO	SIZE (mm)		
		h	x	y
PLUGGABLE CONNECTOR SCREW	89.175	--	--	--

Color Options
Natural

CUSTOMIZED SOLUTIONS

Whenever standardized products do not fulfill the requirements, our R&D team for custom-made solutions comes into play. We see ourselves not just as a product supplier, but as a **systems and service partner that helps plan and meet customer-specific requirements.**

For each project we have one target:
to offer **a solution with real value.**

Our Technical Knowledge **IS YOUR STRENGTH!**

- Simple customizations such as color and laser marking
- Modifications of existing products
- New designs for the ideal solution

CUSTOMIZED SOLUTIONS

GOOSENECK TERMINAL BLOCK

TECHNICAL SPECS

Electrical Data
Pin range: 5,08 mm
Ratings per TS EN IEC 60947-7-4
Material Group: IIIa
Pollution degree: 2
Rated voltage: 250 V
Rated impulse voltage: 4 kV
Rated current: 16 A

Material Data
Insulation material: Polyamide (PA6)
Flammability class per UL94: V0
Pin material: Brass
Pin plating: Silver-plated

Mechanical Data
Pin dimensions: 0,8x1 mm
Drilled hole diameter with tolerance: 1.3 mm

Environmental Requirements
Operating temperature range:
-40 ... +100 °C / -40...+ 212 °F

PRODUCT	ORDER NO	SIZE (mm)		
		h	x	y
NO:2 2 PINS 7,62 mm GOOSENECK TERMINAL BLOCK	24.470	19,30	15,24	11,50
NO:1 5,08mm GOOSENECK TERMINAL BLOCK - LEFT	29.240	15,44	20,32	9,61
NO:1 5,08mm GOOSENECK TERMINAL BLOCK - RIGHT	29.241	15,44	20,32	9,61

Color Options
Blue, green, orange, red, grey, black
Stock colors: Grey (RAL 7035)
Please contact for other colors.

TECHNICAL DRAWING

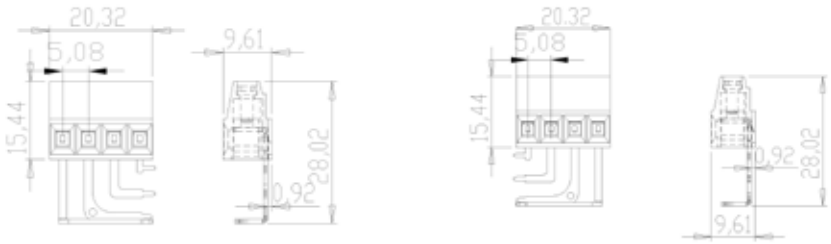

MOTOR TERMINAL BLOCKS

TECHNICAL SPECS

Electrical Data
Rated voltage: 250 V
Rated current: 25 A

Material Data
Insulation material: Polyamide (PA6)
Flammability class per UL94: V0
Pin & contact material: Brass
Pin & contact plating: Silver-plated

PRODUCT	ORDER NO	DIAMETER(mm)
MRSP-500 MALE	99.020	Ø 30
MRSP-500 FEMALE	99.030	Ø 30

Color Options
Black

TECHNICAL DRAWING

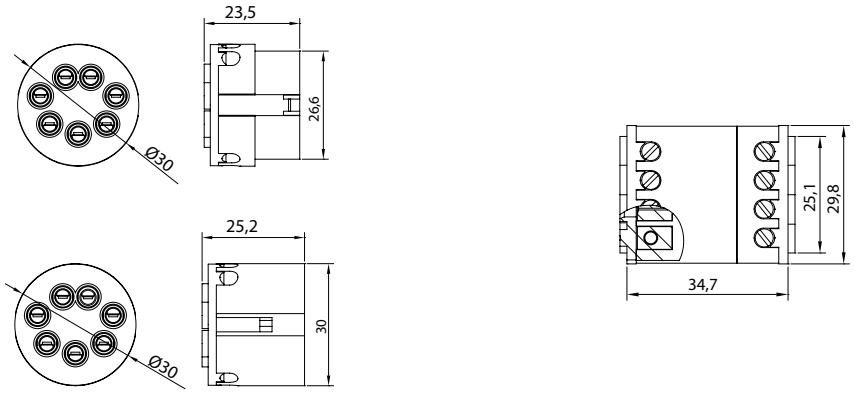

CUSTOMIZED SOLUTIONS

HIGH TEMPERATURE RESISTANT MOTOR TERMINAL BLOCK



TECHNICAL SPECS

Electrical Data
Rated voltage: 250V
Rated current: 16A

Material Data
Insulation material: Polyamide (PA66)
Flammability class per UL94: V0
Pin & contact material: Brass
Pin & contact plating: Silver-plated

Available Pin Range
7 pins

PRODUCT	ORDER NO	GET INFORMATION
MGSE-015 MALE	99.040	
MGSE-015 FEMALE	99.050	
MGSE-016 MALE	99.060	
MGSE-016 FEMALE	99.070	

LIFT SIGNAL BOX

TECHNICAL SPECS

Material Data
Insulation material: Lexan lux polycarbonate

PRODUCT	ORDER NO	SIZE (mm)		
		h	x	y
LIFT SIGNAL BOX	99.080	72,2	41,6	19,90
DISTANCE ADJUSTMENT PIECE	99.090	80,6	82,3	43,75

LIFT SIGNAL BOX

TECHNICAL SPECS

Material Data
Insulation material: Polycarbonate
Flammability class per UL94: V0

PRODUCT	ORDER NO	SIZE (mm)		
		h	x	y
LIFT SIGNAL BOX	017-ASYK-G	23,59	274,5	35,88
COVER	017-ASYK-K	16,4	274,58	29,37

ELEVATOR CONNECTION DISTRIBUTOR BOX

TECHNICAL SPECS

Material Data
Insulation material: Polyamide (PA6)
Flammability class per UL94: V2

PRODUCT	ORDER NO	SIZE (mm)		
		x	y	z
ELEVATOR CONNECTION DISTRIBUTOR BOX	99.100	85,1	20,9	20,8

MEGARADAR®

Elektrik Elektronik Sanayi ve Tic. A.Ş.

www.megaradar.com.tr